



Price list 2026

valid from 01/01/2026

**RESIDENTIAL AND
WASTEWATER TECHNOLOGY**

PRICELIST 2026, 50 HZ PROGRAM

Gross prices excluding VAT.
Price valid from 01/01/2026

The images shown in the price list may show additional equipment.

JUNG PUMPEN GmbH

Industriestraße 4-6 | 33803 Steinhagen | Germany

Phone +49 5204 17-0 | info@jung-pumpen.de | www.jung-pumpen.com

Customer service

Phone +49 5204/17-17 | kd.jp@pentair.com



DRAINAGE PUMPS

Type	H max [m]	Q max [m³/h]	Code No.	Price
U3 KS, 4 M LTG.	7	6,5	JP50000	370,00 €
U3 K, 10 M LTG.			JP50002	370,00 €
U3 KS, 10 M LTG.			JP50001	398,00 €
U3 KS SPEZIAL, 4 M LTG	7	6,5	JP50005	594,00 €
U3 K SPEZIAL, 10 M LTG.			JP50007	594,00 €
U3 KS SPEZIAL, 10 M LTG.			JP50006	622,00 €
U5 KS, 4 M LTG.	8	11,5	JP09387	609,00 €
U5 K, 10 M LTG.			JP09386	609,00 €
U5 KS, 10 M LTG.			JP09417	636,00 €



DRAINAGE PUMPS

U6 K ES, 4 M LTG.	9,5	15,5	JP00227	1.037,00 €
U6 K DS, 4 M LTG.			JP00229	1.140,00 €
U6 K E, 10 M LTG.			JP00226	1.037,00 €
U6 K D, 10 M LTG.			JP00228	1.140,00 €
U6 K ES, 10 M LTG.			JP09260	1.065,00 €
U6 K DS, 10 M LTG.			JP09261	1.178,00 €



FLUTBOX AND DRAINAGE SET

FLUTBOX, 10 M LTG.	8	11,5	JP09479	693,00 €
FLUTBOX PRO 300, 10 M LTG	13,5	28,0	JP50586	1.931,00 €
DRAINAGESET, 20 M LTG.	9,5	15	JP43388	1.289,00 €

UTILITY PUMPS

SIMER 6, 10 M LTG.	6,5	6,0	OD6601G-06	287,00 €
SIMER 6S, 10 M LTG.			OD6601G-06-S	370,00 €

ACCESSORY

Type	Code No.	Price	U3K U3K Spez.	U3KS U3KS Spez.	U5K	U5KS	U6K E	U6K D	U6K ES	U6K DS	Drain- ageset	Simer 6 Simer 6-S
SWING-TYPE CHECK VALVE R 32	JP09739	70,00 €	•	•	•	•	•	•	•	•		
DUPLEX SWING-TYPE CHECK DN 40	JP09155	137,00 €	•		•		•	•				
RUBBER FLAP DN32 FOR TRANSPORTABLE USE	JP50774	15,60 €	•	•			•	•	•	•		
STOP VALVE DN 32 PN 16	JP44785	51,00 €	•	•	•	•	•	•	•	•		
STOP VALVE DN 40 PN 16	JP44786	58,00 €	•	•	•	•	•	•	•	•		
KUGELHAHN DN 32 PVC	JP46111	84,00 €	•	•			•	•	•	•		
ELAST. CONNECTION 1 1/4" + CLAMPS	JP50901	21,30 €	•	•	•	•	•	•	•	•		
HOSE COUPLING 1 1/4"	JP50849	26,70 €	•	•	•	•						•
SOLID FIRE HOSE COUPLING C, 1 1/4 "	JP44780	46,00 €			•	•	•	•	•	•		
COUPLING WRENCH	JP25708	51,00 €			•	•	•	•	•	•		
SYNTHETIC HOSE 12.5 M	JP50298	100,00 €			•	•	•	•	•	•		
SYNTHETIC-HOSE 15M, D25MM	JP50830	71,00 €	•	•	•	•						•
HOSE CONNECTION 38/32/25	JP44209	9,60 €	•	•	•	•						
HOSE SET 15 M	JP43550	137,00 €	•	•	•	•	•	•	•	•	•	
SPECIAL FLOAT LOW SWITCH. POINTS	JP44795	111,00 €		•								
SPECIAL FLOAT LOW SWITCH. POINTS U5/U6	JP44207	111,00 €				•			•	•		
SPECIAL FLOAT NARROW CHAMBERS	JP40856	79,00 €		•		•			•	•		
FLOAT FIXATION	JP42175	9,30 €		•		•			•	•		
GUIDE RAIL SYSTEM GR 32	JP44000	76,00 €	•	•	•	•	•	•	•	•		
SUPPORT FOR GUIDE RAIL EXTENSION GR 32	JP28314	44,00 €	•	•	•	•	•	•	•	•		
EASYFIX 32 SINGLE	JP50308	302,00 €		•		•			•	•		
EASYFIX 32 DUO	JP50307	1.643,00 €		•		•			•			
CONNECTION KIT DN 32	JP44609	92,00 €	•	•	•	•	•	•	•	•		
ALARM UNIT AG3	JP44891	340,00 €	•	•	•	•	•	•	•	•		
ALARM UNIT AG10	JP44892	404,00 €	•	•	•	•	•	•	•	•		
ALARM UNIT AG20	JP48851	456,00 €									•	
ALARM UNIT WASHING MACHINE STOP AW3	JP44895	358,00 €	•	•	•	•	•	•	•	•		
CONTROL HIGHLOGO 2-00 E	JP47996	2.184,00 €	•		•		•					
CONTROL HIGHLOGO 2-00	JP47997	2.327,00 €						•				
CONTROL BASICLOGO BD 00 E	JP45735	1.661,00 €	•		•		•					
CONTROL BASICLOGO BD 00	JP45993	1.902,00 €						•				
SMART HOME FTJP	JP47209	214,00 €	•		•		•	•				
SUBM. SWITCH PACK B	JP16725	546,00 €	•		•		•	•				
SUBM. SWITCH PACK BMG	JP16726	643,00 €	•		•		•	•				
RECHARGEABLE BATTERY 9 V	JP44850	49,00 €	•	•	•	•	•	•	•	•	•	

SUBMERSIBLE DRAINAGE PUMPS

US 62-251



10 mm free passage

10 m Cable length



US 73-253



30 mm free passage

10 m Cable length



40 mm free passage



50 mm free passage

10 m Cable length

Type	Code No.	Price
US 62 E	JP09812	1.305,00 €
US 62 D	JP09813	1.534,00 €
US 102 E	JP09278	1.643,00 €
US 102 D	JP00214	1.863,00 €
US 152 E WITHOUT PLUG	JP09435	2.046,00 €
US 152 D WITHOUT PLUG	JP09437	2.372,00 €
US 62 ES	JP09814	1.388,00 €
US 62 DS	JP09815	1.618,00 €
US 102 ES	JP09279	1.733,00 €
US 102 DS	JP00218	1.960,00 €
US 152 ES	JP09436	2.509,00 €
US 152 DS	JP09438	2.898,00 €
US 151 E WITHOUT PLUG	JP09310	3.497,00 €
US 151 D WITHOUT PLUG	JP09300	2.825,00 €
US 251 D WITHOUT PLUG	JP09301	2.993,00 €
US 151 ES	JP09241	4.187,00 €
US 151 DS	JP09243	3.590,00 €
US 251 DS	JP09245	3.808,00 €
US 73 E	JP00676	1.582,00 €
US 73 D	JP00677	1.686,00 €
US 103 E	JP09280	1.643,00 €
US 103 D	JP09258	1.863,00 €
US 153 E WITHOUT PLUG	JP09311	2.046,00 €
US 153 D WITHOUT PLUG	JP09302	2.372,00 €
US 73 ES	JP00678	1.647,00 €
US 73 DS	JP00679	1.766,00 €
US 103 ES	JP09281	1.733,00 €
US 103 DS	JP09259	1.955,00 €
US 153 ES	JP09247	2.509,00 €
US 153 DS	JP09249	2.898,00 €
US 253 D WITHOUT PLUG	JP09303	2.993,00 €
US 253 DS	JP09251	3.808,00 €
US 75 E	JP09406	1.667,00 €
US 75 D	JP09404	1.767,00 €
US 105 E	JP09410	1.725,00 €
US 105 D	JP09408	1.939,00 €
US 155 E WITHOUT PLUG	JP09388	2.119,00 €
US 155 D WITHOUT PLUG	JP09390	2.431,00 €
US 75 ES	JP09407	1.730,00 €
US 75 DS	JP09405	1.849,00 €
US 105 ES	JP09411	1.819,00 €
US 105 DS	JP09409	2.032,00 €
US 155 ES	JP09389	2.563,00 €
US 155 DS	JP09391	2.940,00 €

SUBMERSIBLE DRAINAGE PUMPS



US 73/103 HE

Hot water version

30 mm free passage

10 m cable length



US 73/103 EX

ex-proof,

30 mm free passage

10 m cable length



MULTIDRAIN

UV 3

10 mm free passage



UV 300

10 mm free passage

10 m Cable length



UV 600

10 mm free passage

10 m cable length

without plug

Type	Code No.	Price
US 73 HE	JP09267	1.700,00 €
US 73 HES	JP09264	1.772,00 €
US 103 HE	JP09307	1.945,00 €
US 103 HES	JP09308	2.015,00 €
US 73 E, EX WITHOUT PLUG	JP09292	2.738,00 €
US 73 D, EX WITHOUT PLUG	JP00595	2.806,00 €
US 103 E, EX WITHOUT PLUG	JP09294	2.815,00 €
US 103 D, EX WITHOUT PLUG	JP09293	2.855,00 €
UV 3, 10 M LTG	JP50248	519,00 €
UV 3 S, 4 M LTG	JP50249	519,00 €
UV 3 S, 10 M LTG	JP50312	548,00 €
UV 3 SF, 10 M LTG	JP50313	592,00 €
UV 305-1	JP48691	1.336,00 €
UV 305-3	JP48692	1.470,00 €
UV 310-1	JP48695	1.508,00 €
UV 310-3	JP48696	1.640,00 €
UV 315-1	JP48699	1.680,00 €
UV 315-3	JP48700	1.812,00 €
UV 305-1 S	JP48693	1.439,00 €
UV 305-3 S	JP48694	1.572,00 €
UV 310-1 S	JP48697	1.612,00 €
UV 310-3 S	JP48698	1.744,00 €
UV 315-1 S	JP48701	1.783,00 €
UV 315-3 S	JP48702	1.913,00 €
UV 620-1	JP47337	1.910,00 €
UV 620-3	JP47339	2.043,00 €
UV 625-3	JP47341	2.216,00 €
UV 635-3	JP47343	2.390,00 €
UV 620-1 S	JP47338	2.016,00 €
UV 620-3 S	JP47340	2.147,00 €
UV 625-3 S	JP47342	2.319,00 €
UV 635-3 S	JP47344	2.493,00 €

ACCESSORY US-PUMPEN

Type	Code No.	Price	US	US	US	US	US	US	US	US	US	US	US	US	US	US	US	US	US	US	US	US	US	
			62	62	151	151	251	62	151	73	73	73	103	103	152	152	152	75	75	75	155	155	155	ES/DS
			102	102	103	103	103	103	ES/DS	ES/DS	HE/HES	W Ex	D Ex	W Ex	D Ex	E	D	ES/DS	E	D	ES/DS	E	D	ES/DS
SWING-TYPE CHECK VALVE R 40	JP00317	88,00 €	•	•				•				•	•	•	•	•	•							
SWING-TYPE CHECK VALVE 1 1/2" H	JP44784	120,00 €								•														
SWING-TYPE CHECK VALVE R 50	JP00326	88,00 €			•	•	•	•	•									•	•	•	•	•	•	
ELBOW BALL CHECK VALVE KE 40 P	JP47974	257,00 €	•	•				•		•	•	•	•	•	•	•	•							
BALL CHECK VALVE K 50	JP44782	332,00 €			•	•	•	•	•									•	•	•	•	•	•	
DUPLEX SWING-TYPE CHECK DR40	JP09155	137,00 €	•	•							•	•	•	•	•	•								
STOP VALVE DN 40 PN 16	JP44786	58,00 €	•	•				•		•	•	•	•	•	•	•								
STOP VALVE DN 50 PN 16	JP44787	113,00 €			•	•	•	•	•									•	•	•	•	•	•	
HOSE BAND CLAMP 1 1/2"+ CLAMPS	JP50902	19,20 €	•	•				•			•	•	•	•	•	•	•							
HOSE BAND CLAMP 2" + CLAMPS	JP50903	34,00 €			•	•	•	•	•									•	•	•	•	•	•	
ELBOW 1 1/2"	JP45953	19,30 €	•	•				•		•	•	•	•	•	•	•	•							
ELBOW 2"	JP44771	22,70 €			•	•	•	•	•									•	•	•	•	•	•	
SOLID FIRE HOSE COUPLING C, 1 1/2"	JP44770	58,00 €	•	•				•								•	•	•						
SOLID FIRE HOSE COUPLING C, 2"	JP50217	86,00 €			•	•	•	•	•															
COUPLING WRENCH	JP25708	51,00 €	•	•	•	•	•	•	•															
SYNTHETIC-HOSE 12.5 M	JP50298	100,00 €	•	•	•	•	•	•	•							•	•	•						
SYNTHETIC-HOSE 15 M	JP00336	129,00 €	•	•	•	•	•	•	•							•	•	•						
SPECIAL FLOAT LOW SWITCH POINTS	JP44795	111,00 €						•		○							•			•			•	
CHAIN, CERTIFIED 2.5M 320KG	JP45901	222,00 €	•	•	•	•	•	•	•	•	•	•	•	•	•	•	•	•	•	•	•	•	•	
CHAIN, CERTIFIED 5M 320 KG	JP45902	364,00 €	•	•	•	•	•	•	•	•	•	•	•	•	•	•	•	•	•	•	•	•	•	
CHAIN, CERTIFIED 7.5M 320 KG	JP47365	590,00 €	•	•	•	•	•	•	•	•	•	•	•	•	•	•	•	•	•	•	•	•	•	
WEBBING WITH SHACKLE	JP45168	32,00 €	•	•	•	•	•	•	•	•	•	•	•	•	•	•	•	•	•	•	•	•	•	
PUMP BASE US 75-155	JP40632	70,00 €															•	•	•	•	•	•	•	
GUIDE RAIL SYSTEM GR 40	JP25592	395,00 €	•	•				•		•	•	•	•	•	•	•	•							
GUIDE RAIL SYSTEM GR 50	JP25593	481,00 €			•	•	•	•	•									•	•	•	•	•	•	
EASYFIX 50 SINGLE	JP51001	695,00 €						•												•				
EASYFIX 50 DUO *	JP51000	1.940,00 €						•												•				
REDUCING SOCKET 1 1/2" ON 2"	JP48069	51,00 €						•																
STRAINER US 75-155	JP45957	44,00 €																•	•	•	•	•	•	
SECURING LEVER US 75-155	JP41024	180,00 €																•	•	•	•	•	•	
ALARM UNIT AG3	JP44891	340,00 €	•	•				•	•	•						•	•	•	•	•	•	•	•	
ALARM UNIT AG10	JP44892	404,00 €	•	•				•	•	•						•	•	•	•	•	•	•	•	
ALARM UNIT WASHING MACHINE STOP AW3	JP44895	358,00 €	•	•	•	•	•	•	•	•						•	•	•	•	•	•	•	•	
CONTROL HIGHLOGO 2-00 E	JP47996	2.184,00 €	•							□								•						
CONTROL HIGHLOGO 2-00	JP47997	2.327,00 €		•															•					
CONTROL HIGHLOGO 2-25	JP47998	2.327,00 €					•									•						•		
CONTROL HIGHLOGO 2-46	JP47999	2.327,00 €					•																	
CONTROL BASICLOGO BD 00 E	JP45735	1.661,00 €	•							□							•							
CONTROL BASICLOGO BD 610 EC	JP45743	2.078,00 €			•																			
CONTROL BASICLOGO BD 00	JP45993	1.902,00 €		•															•					
CONTROL BASICLOGO BD 25	JP45737	2.205,00 €					•									•						•		
CONTROL BASICLOGO BD 46	JP45739	2.205,00 €					•																	
SUBM. SWITCH PACK B	JP16725	546,00 €	•	•	•	•	•	•								•	•		•	•		•	•	
SUBM. SWITCH PACK BMG	JP16726	643,00 €	•	•	•	•	•	•				•		•	•	•	•		•	•		•	•	
SUBM. SWITCH PACK BHMG	JP24769	757,00 €								□														

□ only 73 HE/103 HE ○ only 73 HES/103 HES ■ only in conjunction with motor protection plug * only ES

ACCESSORY US-PUMPEN

Type	Code No.	Price	US	US	US	US	US	US	US	US	US	US	US	US	US	US	US	US	US	US	US	US	US	US	US
			62	62	151	151	251	62	151	73	73	73	103	103	152	152	152	75	75	75	155	155	155	102	102
			E	D	E	D	D	ES/DS	ES/DS	HE/HES	W Ex	D Ex	W Ex	D Ex	E	D	ES/DS	E	D	ES/DS	E	D	ES/DS	E	D
SEAL LEAK DETECTOR DKG	JP44900	560,00 €	•	•	•	•	•	•	•					•	•	•	•	•	•	•	•	•	•	•	•
CONTROL BASICLOGO AD 4 XE	JP25901	1.436,00 €									•														
CONTROL BASICLOGO AD 8 XE	JP25902	1.436,00 €										•													
CONTROL BASICLOGO AD 23 X	JP09754	1.319,00 €									•														
CONTROL BASICLOGO AD 25 X	JP09683	1.319,00 €											•												
AUXILIARY SWITCHING UNIT EXH-A	JP16720	603,00 €									•	•	•	•											
SUBM. SWITCH PACK AMG	JP16719	434,00 €									•	•	•	•											
CONTROL BASICLOGO BD 23 X	JP09755	3.360,00 €									•														
CONTROL BASICLOGO BD 25 X	JP09681	3.360,00 €											•												
AUXILIARY SWITCHING UNIT EXH-B	JP00295	660,00 €									•		•												
DRY-RUNNING PROTECTION US EX	JP44603	198,00 €									•	•	•	•											
SCHUKO-MOTOR PROTECTION PLUG 8A	JP44753	297,00 €												•								•			
SCHUKO-MOTOR PROTECTION PLUG US 151 E	JP40264	379,00 €		•																					
CEE-MOTOR PROTECTION 2.5 - 4.0 A	JP44754	432,00 €													•									•	
CEE-MOTOR PROTECTION 2.8 - 4.0 A	JP44750	775,00 €				•																			
CEE-MOTOR PROTECTION, 4,5 - 6.0 A	JP44751	775,00 €					•																		
CEE-MOTOR PROTECTION, M.NIV. 2,9 - 4,0 A	JP09725	893,00 €				•									•									•	
CEE-MOTOR PROTECTION, M.NIV. 4,5 - 6,3 A	JP09726	893,00 €					•																		
SMART HOME FTJP	JP47209	214,00 €	•	•	•	•	•								•			•	•					•	
RECHARGEABLE BATTERY 9 V	JP44850	49,00 €	•	•	•	•	•	•	•	•	•	•	•	•	•	•	•	•	•	•	•	•	•	•	•

□ only 73 HE/103 HE ○ only 73 HES/103 HES ■ only in conjunction with motor protection plug

ACCESSORY MULTIDRAIN UV 3

Type	Code No.	Price	UV 3	UV3 S	UV3 SF
SWING-TYPE CHECK VALVE R 32	JP09739	70,00 €	•	•	•
DUPLEX SWING-TYPE CHECK DN 40	JP09155	137,00 €	•		
STOP VALVE DN 32 PN 16	JP44785	51,00 €	•	•	•
STOP VALVE DN 40 PN 16	JP44786	58,00 €	•	•	•
BALL VALVE DN 32 PVC	JP46111	84,00 €	•	•	•
ELAST. CONNECTION 1 1/4" + CLAMPS	JP50901	21,30 €	•	•	•
QUICK COUPLING 1 1/4" (DN 25)	JP50849	26,70 €	•	•	•
SYNTHETIC-HOSE 15M, D25MM	JP50830	71,00 €	•	•	•
HOSE SET 15 M	JP43550	137,00 €	•	•	•
SPECIAL FLOAT LOW SWITCH. POINTS	JP44795	111,00 €		•	
SPECIAL FLOAT NARROW CHAMBERS	JP40856	79,00 €		•	
CONNECTION KIT DN 32	JP44609	92,00 €	•	•	•
ALARM UNIT AG3	JP44891	340,00 €	•	•	•
ALARM UNIT AG10	JP44892	404,00 €	•	•	•
ALARM UNIT WASHING MACHINE STOP	JP44895	358,00 €	•	•	•
COUNTER WEIGHT SUBM. BALL CONTACT SWITCH	JP44803	38,00 €	•		
CONTROL HIGHLOGO 2-00 E	JP47996	2.184,00 €	•		
CONTROL BASICLOGO BD 00	JP45993	1.902,00 €	•		
SUBM. SWITCH PACK B	JP16725	546,00 €	•		
SUBM. SWITCH PACK BMG	JP16726	643,00 €	•		
SMART HOME FTJP	JP47209	214,00 €	•		
RECHARGEABLE BATTERY 9 V	JP44850	49,00 €	•	•	•

ACCESSORY MULTIDRAIN UV 300







Type	Code No.	Price	UV 305-1	UV 305-1 S	UV 305-3	UV 305-3S	UV 310-1	UV 310-1 S	UV 310-3	UV 310-3S	UV 315-1	UV 315-1 S	UV 315-3	UV 315-3 S
SWING-TYPE CHECK VALVE R 40	JP00317	88,00 €	•	•	•	•	•	•	•	•	•	•	•	•
STOP VALVE DN 40 PN 16	JP44786	58,00 €	•	•	•	•	•	•	•	•	•	•	•	•
HOSE BAND CLAMP 1 1/2" + CLAMPS	JP50902	19,20 €	•	•	•	•	•	•	•	•	•	•	•	•
SOLID FIRE HOSE COUPLING C, 1 1/2"	JP44770	58,00 €	•	•	•	•	•	•	•	•	•	•	•	•
COUPLING WRENCH	JP25708	51,00 €	•	•	•	•	•	•	•	•	•	•	•	•
PRESSURE HOSE 15 M, STORZ C, ID 52	JP00336	129,00 €	•	•	•	•	•	•	•	•	•	•	•	•
PRESSURE HOSE 12.5 M, STORZ C, ID 38	JP50298	100,00 €	•	•	•	•	•	•	•	•	•	•	•	•
CHAIN, CERTIFIED 2.5M 320KG	JP45901	222,00 €	•	•	•	•	•	•	•	•	•	•	•	•
CHAIN, CERTIFIED 5.0M 320 KG	JP45902	364,00 €	•	•	•	•	•	•	•	•	•	•	•	•
CHAIN, CERTIFIED 7.5M 320 KG	JP47365	590,00 €	•	•	•	•	•	•	•	•	•	•	•	•
SHACKLE CERTIFIED 630 KG	JP45904	24,50 €	•	•	•	•	•	•	•	•	•	•	•	•
ALARM UNIT AG10	JP44892	404,00 €	•	•	•	•	•	•	•	•	•	•	•	•
CONTROL HIGHLOGO 1-00 E	JP47987	1.169,00 €	•				•				•			
CONTROL HIGHLOGO 1-00	JP47988	1.236,00 €			•				•				•	
CONTROL BASICLOGO AD 00 E	JP00289	1.224,00 €	•				•				•			
CONTROL BASICLOGO AD 00	JP00311	968,00 €			•				•				•	
CONTROL HIGHLOGO 2-00 E	JP47996	2.184,00 €	•				•				•			
CONTROL HIGHLOGO 2-00	JP47997	2.327,00 €			•				•				•	
CONTROL BASICLOGO BD 00 E	JP45735	1.661,00 €	•				•				•			
CONTROL BASICLOGO BD 00	JP45993	1.902,00 €			•				•				•	

ACCESSORY MULTIDRAIN UV 300

Type	Code No.	Price	UV 305-1	UV 305-1 S	UV 305-3	UV 305-3S	UV 310-1	UV 310-1 S	UV 310-3	UV 310-3S	UV 315-1	UV 315-1 S	UV 315-3	UV 315-3 S
SUBM. SWITCH PACK A	JP16718	369,00 €	•		•		•		•		•		•	
SUBM. SWITCH PACK AMG	JP16719	434,00 €	•		•		•		•		•		•	
SUBM. SWITCH PACK B	JP16725	546,00 €	•		•		•		•		•		•	
SUBM. SWITCH PACK BMG	JP16726	643,00 €	•		•		•		•		•		•	
COUNTER WEIGHT SUBM. BALL CONTACT SWITCH	JP44803	38,00 €	•	•	•	•	•	•	•	•	•	•	•	•
RECHARGEABLE BATTERY 9 V	JP44850	49,00 €	•	•	•	•	•	•	•	•	•	•	•	•

ACCESSORY MULTIDRAIN UV 600

Type	Code No.	Price	UV 620-1	UV 620-1 S	UV 620-3	UV 620-3S	UV 625-3	UV 625-3S	UV 635-3	UV 635-3S
SWING-TYPE CHECK VALVE R 50	JP00326	88,00 €	•	•	•	•	•	•	•	•
BALL CHECK VALVE K 50	JP44782	332,00 €	•	•	•	•	•	•	•	•
STOP VALVE DN 50 PN 16	JP44787	113,00 €	•	•	•	•	•	•	•	•
HOSE BAND CLAMP 2" + CLAMPS	JP50903	34,00 €	•	•	•	•	•	•	•	•
SOLID FIRE HOSE COUPLING C, 2"	JP50217	86,00 €	•	•	•	•	•	•	•	•
COUPLING WRENCH	JP25708	51,00 €	•	•	•	•	•	•	•	•
PRESSURE HOSE 15 M, STORZ C, ID 52	JP00336	129,00 €	•	•	•	•	•	•	•	•
PRESSURE HOSE 12.5 M, STORZ C, ID 38	JP50298	100,00 €	•	•	•	•	•	•	•	•
CHAIN, CERTIFIED 2.5M 320KG	JP45901	222,00 €	•	•	•	•	•	•	•	•
CHAIN, CERTIFIED 5.0M 320 KG	JP45902	364,00 €	•	•	•	•	•	•	•	•
CHAIN, CERTIFIED 7.5M 320 KG	JP47365	590,00 €	•	•	•	•	•	•	•	•
SHACKLE CERTIFIED 630 KG	JP45904	24,50 €	•	•	•	•	•	•	•	•
GUIDE RAIL SYSTEM GR 50	JP25593	481,00 €	•	•	•	•	•	•	•	•
SECURING LEVER UV 600	JP49171	180,00 €	•	•	•	•	•	•	•	•
ALARM UNIT AG10	JP44892	404,00 €	•	•	•	•	•	•	•	•
CONTROL HIGHLOGO 1-46	JP47990	1.236,00 €			•		•			
CONTROL HIGHLOGO 1-610	JP47991	1.236,00 €							•	•
CONTROL HIGHLOGO 2-46	JP47999	2.327,00 €			•		•			
CONTROL HIGHLOGO 2-610	JP48000	2.327,00 €							•	
CONTROL BASICLOGO AD 46	JP14353	968,00 €			•		•			
CONTROL BASICLOGO AD 610	JP14354	968,00 €							•	•
CONTROL BASICLOGO BD 46	JP45739	2.205,00 €			•		•			
CONTROL BASICLOGO BD 610	JP45741	2.205,00 €							•	
SUBM. SWITCH PACK AMG	JP16719	434,00 €			•		•			
SUBM. SWITCH PACK BMG	JP16726	643,00 €			•		•		•	
COUNTER WEIGHT SUBM. BALL CONTACT SWITCH	JP44803	38,00 €	•	•	•	•	•	•	•	•
CEE-MOTOR PROTECTION, 4,5 - 6.3 A	JP44751	775,00 €				•		•		•
CEE-MOTOR PROTECTION, 4,5-6,3 A, M. NIV	JP09726	893,00 €			•		•		•	
RECHARGEABLE BATTERY 9 V	JP44850	49,00 €	•		•		•		•	

Type	H max [m]	Q max. [m ³ /h]	Code No.	Price
 CONDENSATE PUMP				
K2 PLUS	4	0,5	JP46589	344,00 €
 FLOOR DRAINAGE PUMPS				
PLANCOFIX	2,3	1,8	JP44685	1.548,00 €
PLANCOFIX PLUS	1,3	1,5	JP47014	1.548,00 €
PLANCOFIX LINE	1,3	1,5	JP50177	1.750,00 €
PLANCOFIX CONNECT	1,2	1,4	JP50319	1.370,00 €
 DRAINAGE LIFTING STATIONS Tank incl. pump				
HEBEFIX MINI	5,0	4,3	JP48727	850,00 €
HEBEFIX PRO	7,0	6,5	JP50050	1.202,00 €
 ABOVE FLOOR TANKS All tanks without pump				
HEBEFIX			JP50210	473,00 €
HEBEFIX 100			JP09319	1.079,00 €
HEBEFIX 100 H (HEISSW.)			JP09348	1.731,00 €
HEBEFIX 200-32			JP48188	2.173,00 €
HEBEFIX 200-50			JP48189	2.221,00 €
 UNDERFLOOR SUMPS All sumps without pump				
BAUFIX 50			JP09335	1.573,00 €
BAUFIX 100			JP47214	1.614,00 €
BAUFIX 200-32			JP48186	2.385,00 €
BAUFIX 200-50			JP48187	2.432,00 €
 POLY SEWAGE SUMPS Sumps without pump				
SKS-B 800-32			JP47346	3.120,00 €
SKS-B 800-50			JP47348	3.368,00 €
SKS-B 800-D 32			JP47347	3.499,00 €
SKS-B 800-D 50			JP47349	4.091,00 €
SKS-D 1000-50			JP50303	7.447,00 €
SKS-D 1000-D 50			JP50304	8.473,00 €

ACCESSORY

Type	Art.Nr.	Price	K2 Plus	He-befix Mini	He-befix Pro	Hebe-fix	He-befix 100	He-befix 200-32	He-befix 200-50	Bau-fix 50	Bau-fix 100	Bau-fix 200-32	Bau-fix 200-50	SKS-B 800-(D)32	SKS-B 800-(D)50	SKS-D 1000-(D)50
HOSE EXTENSION CONDENSATE	JP27993	17,80 €	•													
COVER PLATE, TO BE TILED	JP24024	323,00 €								•	•	•				
SPECIAL VENTILATION	JP27484	55,00 €				•	•	•	•	•	•	•				
VENTILATION FOR PRE-WALL INSTALLATION	JP49096	43,00 €		•												
SPECIAL FLOAT LOW SWITCH. POINTS	JP44795	111,00 €				•	•									
SPECIAL FLOAT LOW SWITCH. POINTS U5/U6	JP44207	111,00 €				•										
STOP VALVE DN 32 PN 16	JP44785	51,00 €			•	•		•		•	•					
STOP VALVE DN 40 PN 16	JP44786	58,00 €					•	•			•	•				
STOP VALVE DN 50 PN 16	JP44787	113,00 €							•				•			
BALL VALVE DN 32 PVC	JP46111	84,00 €		•	•	•		•		•	•	•				
CONNECTION KIT HEBEFIX 100	JP27736	58,00 €					•									
GR 32 FOR BAUFIX 100	JP46706	100,00 €									•					
GR 32 FOR SUMP 200	JP48279	221,00 €						•				•				
GR 50 FOR SUMP 200	JP48280	542,00 €							•				•			

ACCESSORY

Type	Art.Nr.	Price	K2 Plus	He-befix Mini	He-befix Pro	Hebe-fix	He-befix 100	He-befix 200-32	He-befix 200-50	Bau-fix 50	Bau-fix 100	Bau-fix 200-32	Bau-fix 200-50	SKS-B 800-(D)32	SKS-B 800-(D)50	SKS-D 1000-(D)50
SECURING LEVER US 75-155	JP41024	180,00 €							•				•		•	•
GROUNDWATER SEAL Ø315	JP47216	150,00 €									•	•				
GROUNDWATER SEAL Ø500	JP48215	354,00 €											•			
GROUNDWATER SEALING SET 32 DN 100	JP50206	150,00 €									•	•				
GROUNDWATER SEALING SET 32 DN 150	JP50205	150,00 €										•				
GROUNDWATER SEALING SET 50 DN 100	JP50204	150,00 €											•			
GROUNDWATER SEALING SET 50 DN 150	JP50203	150,00 €											•			
SUMP EXTENSION 165-265 MM	JP48282	244,00 €											•			
COVER, CL. A	JP46437	245,00 €												•	•	
LIFTING DEVICE FOR CL.A	JP44969	77,00 €												•	•	
COVER WITHOUT VENTILATION CL. B	JP44972	374,00 €												•	•	•
COVER WITHOUT VENTILATION CL. D Ø610	JP29175	611,00 €														•
ACCESS AID, GRAB HANDLE	JP44610	940,00 €														•
ACCESS AID, SLEEVE	JP44611	829,00 €														•
CONCRETE RING	JP44975	50,00 €												•	•	
SCREWED JOINT 40 - 1 1/4"	JP44796	45,00 €												•		
SCREWED JOINT 50 - 1 1/4"	JP44797	46,00 €												•		
SCREWED JOINT 63 - 1 1/4"	JP44798	60,00 €												•		
SCREWED JOINT 63- 2"	JP45950	71,00 €													•	•
SUMP EXTENSION PSV-A/B 375	JP46429	706,00 €												•	•	
SUMP EXTENSION PSV-A 855	JP46430	1.002,00 €												•	•	
SUMP EXTENSION PSV-A 1335	JP46431	1.297,00 €												•	•	
PSV-D 1000X500 SG T (10)	JP44407	2.187,00 €														•
PSV-D 1000X500 SG (10)	JP44403	1.015,00 €														•
GUIDE RAIL EXTENSION SKS-32	JP48067	388,00 €												•		
GUIDE RAIL EXTENSION SKS-50	JP48065	466,00 €													•	
GUIDE RAIL EXTENSION SKS-D32	JP48068	465,00 €												•		
GUIDE RAIL EXTENSION SKS-D50	JP48066	597,00 €													•	
GUIDE RAIL 1", STAINLESS STEEL, 1150 MM	JP50268	94,00 €														•
GUIDE RAIL 1", STAINLESS STEEL, 1650 MM	JP50269	104,00 €														•
GUIDE RAIL 1", STAINLESS STEEL, 2150 MM	JP50270	114,00 €														•
GUIDE RAIL 1", STAINLESS STEEL, 2650 MM	JP50271	123,00 €														•
GUIDE RAIL 1", STAINLESS STEEL, 3150 MM	JP50272	132,00 €														•
GUIDE RAIL 1", STAINLESS STEEL, 3650 MM	JP50273	141,00 €														•
PERROT FLUSHING CONNECTION -65/80	JP22353	113,00 €														•
SOLID FIRE HOSE COUPLING C, 1 1/2"	JP44770	58,00 €														•
PERROT BREATHING VALVE	JP22422	226,00 €														•
PERROT PRESSURE GAUGE	JP44854	284,00 €														•
SECOND OR CHANGED INLET DN 150	JP44523	501,00 €														•
SECOND OR CHANGED INLET DN 200	JP44524	563,00 €														•
SECOND OR CHANGED INLET DN 250	JP44525	686,00 €														•
SEAL LUBRICANT, 1 KG, TUBE	JP44605	17,80 €														•
OPERATING HANDLE FOR T-KEY	JP46438	156,00 €												•	•	
REDUCING SOCKET 1 1/2" AUF 2"	JP48069	51,00 €													•	•
VENTILATION PIPE DN 100	JP44858	470,00 €												•	•	•
CHAIN, CERTIFIED 2.5M 320KG	JP45901	222,00 €												•	•	•
CHAIN, CERTIFIED 5.0M 320 KG	JP45902	364,00 €												•	•	•
WEBBING WITH SHACKLE	JP45168	32,00 €												•	•	•
ALARM UNIT AGR	JP44893	463,00 €		•		•	•			•						
ALARM UNIT AG3	JP44891	340,00 €						•	•		•	•	•			

ACCESSORY

Type	Art.Nr.	Price	K2 Plus	He-befix Mini	He-befix Pro	Hebe-fix	He-befix 100	He-befix 200-32	He-befix 200-50	Bau-fix 50	Bau-fix 100	Bau-fix 200-32	Bau-fix 200-50	SKS-B 800-(D)32	SKS-B 800-(D)50	SKS-D 1000-(D)50
ALARM UNIT AG10	JP44892	404,00 €						•	•	•	•	•	•			
ALARM UNIT WASHING MACHINE STOP AW3	JP44895	358,00 €						•	•	•	•	•	•			
ALARM UNIT WASHING MACHINE STOP AWR	JP44897	482,00 €				•	•									
ALARM UNIT WASHING MACHINE STOP AWO ***	JP44899	236,00 €					•	•	•			•	•			
FASTENER FOR ALARM SWITCH **	JP28191	47,00 €				•	•									
SUBM. SWITCH PACK BHM6	JP16720	603,00 €						•	•			•	•			
AUXILIARY SWITCHING UNIT EXH-B *	JP00295	660,00 €						•	•			•	•			
DRY-RUNNING PROTECTION US EX	JP44603	198,00 €						•				•				
SUBM. SWITCH PACK B232	JP48228	608,00 €						•				•				
SUBM. SWITCH PACK B250	JP48229	595,00 €							•				•			
SUBM. SWITCH PACK BF232	JP48298	667,00 €						•				•				
SUBM. SWITCH PACK BF250	JP48299	653,00 €							•				•			
AIR DIAPHRAGM CONTROL UNIT	JP01080	1.946,00 €									•					
RECHARGEABLE BATTERY 9 V	JP44850	49,00 €				•	•	•		•	•	•				
SEAL LEAK DETECTOR DKG	JP44900	560,00 €						•			•	•				
ASSEMBLY SET FOR LM-CIRCUIT	JP22410	86,00 €									•					
SMART HOME FTJP	JP47209	214,00 €	•													

* Duplex system ** only in conjunction with special float for U3KS/U6K ES/DS *** in addition to AW3, AWR

SEWAGE LIFTING STATIONS



WCFIX

For limited use



COMPLI 300



COMPLI 400



COMPLI 500



COMPLI 1000

Duplex unit



COMPLI 1200

Duplex unit



COMPLI 1500

Duplex unit




Type	H max [m]	Q max [m ³ /h]	Code No.	Price
WCFIX PLUS	6	12,5	JP45367	1.202,00 €
WCFIX 260	4	8	JP09268	926,00 €
COMPLI 300 E	10,5	29	JP50076	3.032,00 €
COMPLI 400 MIT RK	7	48	JP50080	3.967,00 €
COMPLI 400 E MIT RK	7	48	JP50082	3.967,00 €
COMPLI 510/4 BW	7	52	JP50091	6.165,00 €
COMPLI 515/4 BW	9,5	69	JP50092	6.378,00 €
COMPLI 525/4 BW	5-11	56	JP50093	6.945,00 €
COMPLI 525/2 BW	14	63	JP50094	7.309,00 €
COMPLI 535/2 BW	20	76	JP50095	7.773,00 €
COMPLI 1010/4 BW E	7	52	JP50099	10.075,00 €
COMPLI 1010/4 BW	7	52	JP50100	8.636,00 €
COMPLI 1015/4 BW	9,5	69	JP50101	10.383,00 €
COMPLI 1025/4 BW	5-11	56	JP50102	10.849,00 €
COMPLI 1025/2 BW	14	63	JP50103	11.825,00 €
COMPLI 1035/2 BW	20	76	JP50104	12.834,00 €
COMPLI 1010/4 BW E HL	7	52	JP50105	10.365,00 €
COMPLI 1010/4 BW HL	7	52	JP50106	8.928,00 €
COMPLI 1015/4 BW HL	9,5	69	JP50107	10.673,00 €
COMPLI 1025/4 BW HL	5-11	56	JP50108	11.139,00 €
COMPLI 1025/2 BW HL	14	63	JP50109	12.117,00 €
COMPLI 1035/2 BW HL	20	76	JP50110	13.124,00 €
COMPLI 1010/4 BW S1 HL	7	52	JP50838	9.312,00 €
COMPLI 1015/4 BW S1 HL	9,5	69	JP50839	10.976,00 €
COMPLI 1025/4 BW S1 HL	5-11	56	JP50840	11.392,00 €
COMPLI 1210/4 BW HL	7	52	JP50118	13.638,00 €
COMPLI 1215/4 BW HL	9,5	69	JP50119	14.093,00 €
COMPLI 1225/4 BW HL	5-11	56	JP50120	14.887,00 €
COMPLI 1225/2 BW HL	15	61	JP50121	17.349,00 €
COMPLI 1235/2 BW HL	18	73	JP50122	18.367,00 €
COMPLI 1525/4 C1 HL	4-10	100	JP50123	15.090,00 €
COMPLI 1535/4 C1 HL	6-12	100	JP50124	16.184,00 €
COMPLI 1555/4 C5 HL	10-18	100	JP50125	21.238,00 €
COMPLI 1575/4 C5 HL	12-20	100	JP50126	21.934,00 €
COMPLI 1575/4 B6 HL	12-22	100	JP50127	21.934,00 €
COMPLI 1535/2 B2 HL	6-18	100	JP50128	15.242,00 €
COMPLI 1555/2 B2 HL	7-22	100	JP50129	19.940,00 €
COMPLI 1575/2 B5 HL	10-31	100	JP50130	20.902,00 €
COMPLI 15100/2 B5 HL	22-41	100	JP50131	23.242,00 €
COMPLI 15200/2 B6 HL	28-50	100	JP50132	23.550,00 €

in S1 operation

COMPLI 2500

Duplex unit



COMPLI WITH MULTICUT CUTTING SYSTEM

Single unit



Duplex unit



Stainless steel sewage
lifting stations available
on request.

Type	H max [m]	Q max [m ³ /h]	Code No.	Price
COMPLI 2525/4 C1 HL	4-10	100	JP50133	17.037,00 €
COMPLI 2535/4 C1 HL	6-12	100	JP50134	18.655,00 €
COMPLI 2555/4 C5 HL	10-18	100	JP50135	23.822,00 €
COMPLI 2575/4 C5 HL	12-20	100	JP50136	24.575,00 €
COMPLI 2575/4 B6 HL	12-22	100	JP50137	24.575,00 €
COMPLI 2535/2 B2 HL	6-18	100	JP50138	17.571,00 €
COMPLI 2555/2 B2 HL	7-22	100	JP50139	22.265,00 €
COMPLI 2575/2 B5 HL	10-31	100	JP50140	23.229,00 €
COMPLI 25100/2 B5 HL	22-41	100	JP50141	25.573,00 €
COMPLI 25200/2 B6 HL	28-50	100	JP50142	25.876,00 €

COMPLI 108/2 ME	16	16	JP50088	6.894,00 €
COMPLI 108/2 M	16	16	JP50089	6.307,00 €
COMPLI 120/2 M	8-24	18	JP50090	6.724,00 €
COMPLI 508/2 ME	16	16	JP50096	7.742,00 €
COMPLI 508/2 M	16	16	JP50097	7.151,00 €
COMPLI 520/2 M	8-24	18	JP50098	7.575,00 €
COMPLI 1008/2 ME	16	16	JP50112	13.912,00 €
COMPLI 1008/2 M	16	16	JP50114	12.731,00 €
COMPLI 1020/2 M	8-24	18	JP50115	13.576,00 €

ACCESSORY

Type	Code No.	Price	WCfix plus	WCfix 260	c 300	c 400	c 500	c 1000	c 1200	c 1500 /2500	c 100 M	c 500 M	c 1000 M
SPECIAL VENTILATION	JP27484	55,00 €		•									
INLET GATE VALVE DN 100	JP28297	743,00 €			•	•	•	•			•	•	•
INLET GATE VALVE DN 150	JP28591	1.462,00 €					•	•	•	•		•	•
SLUICE VALVE DN 80	JP00639	492,00 €			•	•	•	•	•				
SLUICE VALVE DN100	JP00329	608,00 €								•			
MAINTENANCE VALVE DN 100	JP45173	842,00 €								•			
SWING-TYPE CHECK VALVE R 40	JP00317	88,00 €									•		
SWING-TYPE CHECK VALVE R 50	JP00326	88,00 €									•		
SWING-TYPE CHECK VALVE R 101	JP00325	517,00 €								•			
SWING-TYPE CHECK VALVE R 100 G	JP00324	1.446,00 €								•			
BALL CHECK VALVE K 50	JP44782	332,00 €									•		
CONNECTION FOR EMERGENCY DEWATERING	JP49138	111,00 €			•	•							
HAND DIAPHRAGM PUMP 1 1/2 "	JP00255	505,00 €			•	•	•	•	•	•	•	•	•
STOP VALVE DN 32 PN 16	JP44785	51,00 €	•	•									
STOP VALVE DN 40 PN 16	JP44786	58,00 €			•	•	•	•	•	•	•	•	•
STOP VALVE DN 50 PN 16	JP44787	113,00 €									•		
ELAST. CONNECTION 1 1/2" + CLAMPS	JP50902	19,20 €			•	•	•	•	•	•	•	•	•
ELAST. CONNECTION 2" + CLAMPS	JP50903	34,00 €									•		
ELAST. CONNECTION 4" D110 + CLAMPS	JP50905	50,00 €								•			
ELAST. CONNECTION 4" D114 + CLAMPS	JP50906	62,00 €								•			
ADAPTER RING DN100-DN80 SML	JP50174	64,00 €				•							
ADAPTER RING DN80-DN80SML	JP50173	51,00 €			•								
PIPE WORK CONNECTION SET DN 100	JP42910	135,00 €			•								
SOCKET CLOSING SET DN 100	JP50172	46,00 €				•							
SOCKET CLOSING SET DN 150	JP43156	46,00 €					•	•				•	•
FLANGED CONNECTION C 100	JP00579	571,00 €								•			
FLANGED CONNECTION B 80	JP00578	467,00 €								•			
FLANGED Y-PIPE 100/100/100 A480	JP00203	1.466,00 €								•			
FLANGED SPIGOT DN 100 Ø110	JP08673	260,00 €								•			
FLANGED SPIGOT DN 100	JP00688	253,00 €								•			
REDUCING ADAPTER DN80/100	JP00498	323,00 €								•			
TANK, 1500 LITRE	JP45945	3.433,00 €								•			
ALARM UNIT AGR	JP44893	463,00 €			•								
ALARM SWITCH COMPLI	JP50171	108,00 €				•							
SEAL LEAK DETECTOR DKG	JP44900	560,00 €					•	•	•	•	•	•	•
RECHARGEABLE BATTERY 9 V	JP44850	49,00 €			•	•	•	•	•	•	•	•	•
SMART HOME FTJP	JP47209	214,00 €			•	•	•	•	•	•	•	•	•

SEWAGE PUMPS

MULTICUT 08



with explosion protection

with built in level control

Type	H max [m]	Q max [m³/h]	Code No.	Price
08/2 ME	14,5	16	JP50342	3.137,00 €
08/2 M	17	16	JP50344	3.137,00 €
08/2 M, EX	17	16	JP50346	3.137,00 €
08/2 MES	14,5	16	JP50343	3.137,00 €
08/2 MS	17	16	JP50345	3.137,00 €

MULTICUT 20/2M-76/2M



with explosion protection

20/2 M PLUS	24	18	JP50350	3.137,00 €
25/2 ME	24	17	JP50356	4.998,00 €
35/2 M	20-35	16	JP50357	3.212,00 €
36/2 M	25-38	10	JP50363	3.212,00 €
45/2 M	45	10	JP50369	3.675,00 €
75/2 M	34-49	20	JP50375	10.809,00 €
76/2 M	46-55	13	JP50377	10.809,00 €
20/2 M PLUS, EX	24	18	JP50352	3.137,00 €
25/2 ME, EX	24	17	JP50355	5.263,00 €
35/2 M, EX	20-35	16	JP50359	3.212,00 €
36/2 M, EX	25-38	10	JP50365	3.212,00 €
45/2 M, EX	45	10	JP50371	3.675,00 €
75/2 M, EX	34-49	20	JP50376	11.692,00 €
76/2 M, EX	46-55	13	JP50378	11.692,00 €

ACCESSORY

Type	Code No.	Price	08/2 M	08/2 M EX	08/2 ME	08/2 MS	08/2 MES	20/2 M PLUS	25/2 ME	35/2 M	36/2 M	45/2 M	75/2 M	76/2 M
CHAIN, CERTIFIED 2.5M 320KG	JP45901	222,00 €	•	•	•	•	•	•	•	•	•	•	•	•
CHAIN, CERTIFIED 5.0M 320 KG	JP45902	364,00 €	•	•	•	•	•	•	•	•	•	•	•	•
CHAIN, CERTIFIED 7.5M 320 KG	JP47365	590,00 €	•	•	•	•	•	•	•	•	•	•	•	•
SHACKLE CERTIFIED 630 KG	JP45904	24,50 €	•	•	•	•	•	•	•	•	•	•	•	•
WEBBING WITH SHACKLE	JP45168	32,00 €	•		•	•	•							
PUMP HANGING	JP45925	116,00 €		•				•	•	•	•	•	•	•
GUIDE RAIL SYSTEM GR 35	JP14094	380,00 €		•				•	•	•	•	•	•	•
GUIDE RAIL SYSTEM GR35 -08	JP29953	443,00 €	•		•	•	•							
SHIFT OF CENTRE OF GRAVITY GR35	JP44757	64,00 €											•	•
SWING-TYPE CHECK VALVE R 40	JP00317	88,00 €	•	•	•	•	•	•	•	•	•	•		
SWING-TYPE CHECK VALVE R 50	JP00326	88,00 €	•	•	•	•	•	•	•	•	•	•		
BALL CHECK VALVE K 50	JP44782	332,00 €	•	•	•	•	•	•	•	•	•	•	•	•
SWING-TYPE CHECK VALVE R 40	JP47974	257,00 €	•	•	•	•	•	•	•	•	•	•	•	•
DUPLEX SWING-TYPE CHECK DN 40	JP09155	137,00 €	•	•	•									
STOP VALVE DN 40 PN 16	JP44786	58,00 €	•	•	•	•	•	•	•	•	•	•	•	•
STOP VALVE DN 40 PN 16, STAINLESS ST.	JP48403	192,00 €	•	•	•	•	•	•	•	•	•	•	•	•
STOP VALVE DN 50 PN 16	JP44787	113,00 €	•	•	•	•	•	•	•	•	•	•	•	•
ELAST. CONNECTION 1 1/2" + CLAMPS	JP50902	19,20 €	•	•	•	•	•	•	•	•	•	•		
ELAST. CONNECTION 2" + CLAMPS	JP50903	34,00 €	•	•	•	•	•	•	•	•	•	•		
BASES MC 20	JP44759	70,00 €	•	•	•		•							
BASES M	JP20980	127,00 €							•	•	•	•		
BASE M 220	JP22302	503,00 €											•	•
REDUCING SOCKET 2 X 1 1/2	JP44776	47,00 €	•	•	•			•	•	•	•	•	•	•
PIPE CONNECTION 1 1/4"	JP16870	209,00 €	•	•	•	•	•	•	•	•	•	•	•	•

ACCESSORY

Type	Code No.	Price	08/2 M	08/2 M EX	08/2 ME	08/2 MS	08/2 MES	20/2 M PLUS	25/2 ME	35/2 M	36/2 M	45/2 M	75/2 M	76/2 M
FLUSHING TUBE TYPE 1M	JP40333	229,00 €	•		•	•	•							
FLUSHING TUBE TYPE 0	JP45408	178,00 €		•				•						
FLUSHING TUBE TYPE I	JP28221	178,00 €							•	•	•	•		
FLUSHING TUBE TYPE II	JP28222	216,00 €											•	•
ALARM UNIT AG3	JP44891	340,00 €				•	•							
ALARM UNIT AG10	JP44892	404,00 €				•	•							
Single unit														
CONTROL BASICLOGO AD 00 E	JP00289	1.224,00 €			•									
RETAINING PLATE FOR AIR BELLS	JP50213	17,80 €	•	•	•			•	•	•	•	•	•	•
CONTROL BASICLOGO AD12 EXME, TLS	JP43163	2.648,00 €							•					
SOFT STARTING MODUL F.AD12 EXME	JP24138	329,00 €							•					
CONTROL HIGHLOGO 1-25 LC	JP47984	1.403,00 €	•	•										
CONTROL HIGHLOGO 1-46 LC	JP47985	1.403,00 €						•						
CONTROL HIGHLOGO 1-610 LC	JP47986	1.403,00 €								•	•	•		
CONTROL HIGHLOGO 1-00 E	JP47987	1.169,00 €			•									
STATIC PRESSURE MODUL (10 M), MOUNTED	JP26196	387,00 €			•									
CONTROL BASICLOGO AD 25 EXM, TLS	JP43159	1.540,00 €	•	•										
CONTROL BASICLOGO AD 46 EXM, TLS	JP43160	1.540,00 €						•						
CONTROL BASICLOGO AD 610EXM, TLS	JP43161	1.540,00 €								•	•	•		
Duplex unit														
CONTROL BASICLOGO BD 00 E	JP45735	1.661,00 €			•									
RETAINING PLATE FOR AIR BELLS	JP50213	17,80 €	•	•	•			•	•	•	•	•	•	•
CONTROL HIGHLOGO 2-25 LC	JP47993	2.495,00 €	•	•										
CONTROL HIGHLOGO 2-46 LC	JP47994	2.495,00 €						•						
CONTROL HIGHLOGO 2-610 LC	JP47995	2.495,00 €								•	•	•		
CONTROL HIGHLOGO 2-00 E	JP47996	2.184,00 €			•									
STATIC PRESSURE MODUL (10 M), MOUNTED	JP26196	387,00 €			•									
CONTROL BASICLOGO BD 25 EXM, TLS	JP43165	2.708,00 €	•	•										
CONTROL BASICLOGO BD 46 EXM, TLS	JP43166	2.708,00 €						•						
CONTROL BASICLOGO BD610 EXM, TLS	JP43167	2.708,00 €								•	•	•		
RECHARGEABLE BATTERY 9 V	JP44850	49,00 €	•	•	•	•	•	•	•	•	•	•	•	•
SEAL LEAK DETECTOR DKG	JP44900	560,00 €	•		•	•	•	•	•	•	•	•	•	•
SMART HOME FTJP	JP47209	214,00 €	•	•	•	•	•	•	•	•	•	•	•	•

SEWAGE PUMPS MULTISTREAM

without explosion proof

Type	DN	H max [m]	Q max. [m ³ /h]	Code No.	Price
10/2 A1	65	13	38	JP50384	4.167,00 €
15/2 A1	65	17	50	JP50386	4.451,00 €
25/2 A2	65	23	62	JP50388	5.252,00 €
35/2 A2	65	27	70	JP50390	5.252,00 €
25/2 B1	80	15	91	JP50392	5.375,00 €
35/2 B2	80	18	126	JP50394	6.315,00 €
55/2 B2	80	22	127	JP09663	8.106,00 €
75/2 B5	80	31	150	JP00485	9.674,00 €
100/2 B5	80	41	190	JP09740	13.248,00 €
200/2 B6	100	50	217	JP00492	13.359,00 €
300/2 B6	100	64	280	JP00471	15.904,00 €
10/4 B1	80	6,2	60	JP50396	5.085,00 €
15/4 B3	80	10,8	100	JP50398	5.085,00 €
25/4 B4	80	12,6	119	JP50400	5.164,00 €
35/4 B4	80	15	132	JP50402	6.264,00 €
55/4 B6	100	20	167	JP00486	8.718,00 €
75/4 B6	100	22,5	191	JP00489	10.259,00 €
25/4 C1	100	10	152	JP50404	6.042,00 €
35/4 C1	100	12	170	JP50406	7.099,00 €
55/4 C5	100	18	198	JP09901	8.839,00 €
75/4 C5	100	20	212	JP09904	10.468,00 €
100/4 C5	100	24	260	JP09275	11.680,00 €
150/4 C6	100	29	320	JP09882	15.088,00 €
230/4 C6	100	32	405	JP09885	16.337,00 €
300/4 C6	100	39	430	JP09888	17.682,00 €
55/4 C2	150	14,5	245	JP00487	10.056,00 €
75/4 C2	150	17	270	JP00490	11.037,00 €
100/4 C2	150	22	300	JP09678	14.400,00 €
150/4 C3	150	27	400	JP00491	15.823,00 €
230/4 C3	150	30	455	JP00883	16.962,00 €
300/4 C4	150	35	520	JP00493	18.878,00 €
230/4 C7	200	30	460	JP09392	17.354,00 €
300/4 C7	200	35	540	JP09394	18.993,00 €



MULTISTREAM 35/4 C1

SEWAGE PUMPS MULTISTREAM

with explosion proof

Type	DN	H max [m]	Q max. [m ³ /h]	Code No.	Price
10/2 A1, EX	65	13	38	JP50385	5.336,00 €
15/2 A1, EX	65	17	50	JP50387	5.654,00 €
25/2 A2, EX	65	23	62	JP50389	5.971,00 €
35/2 A2, EX	65	27	70	JP50391	6.903,00 €
25/2 B1, EX	80	15	91	JP50393	5.980,00 €
35/2 B2, EX	80	18	126	JP50395	7.017,00 €
55/2 B2, EX	80	22	127	JP09664	9.392,00 €
75/2 B5, EX	80	31	150	JP09665	12.228,00 €
100/2 B5, EX	80	41	190	JP09741	15.962,00 €
200/2 B6, EX	100	50	217	JP00472	16.145,00 €
300/2 B6, EX	100	64	280	JP00473	17.578,00 €
10/4 B1, EX	80	6,2	60	JP50397	5.654,00 €
15/4 B3, EX	80	10,8	100	JP50399	5.654,00 €
25/4 B4, EX	80	12,6	119	JP50401	7.017,00 €
35/4 B4, EX	80	15	132	JP50403	8.348,00 €
55/4 B6, EX	100	20	167	JP09666	11.842,00 €
75/4 B6, EX	100	22,5	191	JP09667	12.133,00 €
25/4 C1, EX	100	10	152	JP50405	7.194,00 €
35/4 C1, EX	100	12	170	JP50407	7.681,00 €
55/4 C5, EX	100	18	198	JP09902	10.738,00 €
75/4 C5, EX	100	20	212	JP09905	11.976,00 €
100/4 C5, EX	100	24	260	JP09276	12.473,00 €
150/4 C6, EX	100	29	320	JP09883	15.447,00 €
230/4 C6, EX	100	32	405	JP09886	18.891,00 €
300/4 C6, EX	100	39	430	JP09889	18.891,00 €
55/4 C2, EX	150	14,5	245	JP09668	11.244,00 €
75/4 C2, EX	150	17	270	JP09669	12.453,00 €
100/4 C2, EX	150	22	300	JP09679	16.862,00 €
150/4 C3, EX	150	27	400	JP00474	15.950,00 €
230/4 C3, EX	150	30	455	JP00884	18.236,00 €
300/4 C4, EX	150	35	520	JP00475	18.933,00 €
230/4 C7, EX	200	30	460	JP09393	18.655,00 €
300/4 C7, EX	200	35	540	JP09395	19.046,00 €



MULTISTREAM 300/4 C7

SEWAGE PUMPS MULTIFREE

without explosion proof

Type	DN	H max [m]	Q max. [m ³ /h]	Code No.	Price
10/2 AW1	65	11,5	45	JP47280	4.862,00 €
15/2 AW1	65	14,0	50	JP47278	5.120,00 €
25/2 AW1	65	18,0	68	JP09149	5.461,00 €
35/2 AW1	65	22,0	82	JP09151	6.061,00 €
45/2 AW1	65	25,5	95	JP46796	6.834,00 €
25/2 BW1	80	14,0	68	JP09498	5.541,00 €
35/2 BW1	80	19,5	95	JP09500	6.138,00 €
45/2 BW1	80	21,0	85	JP46856	6.912,00 €
75/2 BW1	80	25,0	80	JP46873	9.266,00 €
100/2 BW1	80	31,0	82	JP46871	12.289,00 €
15/4 BW1	80	9,0	80	JP09455	5.048,00 €
25/4 BW1	80	10,5	95	JP09456	5.621,00 €
35/4 BW1	80	12,5	115	JP09457	6.210,00 €
45/4 BW2	80	13,5	138	JP46858	7.155,00 €
55/4 BW2	80	15,5	110	JP48267	9.326,00 €
75/4 BW2	80	18,0	170	JP46877	9.809,00 €
100/4 BW2	80	20,0	180	JP46875	12.828,00 €
10/4 CW1	100	6,5	68	JP09610	4.656,00 €
15/4 CW1	100	8,0	85	JP09612	4.928,00 €
25/4 CW1	100	10,0	70	JP09655	5.790,00 €
35/4 CW1	100	11,0	120	JP09858	6.275,00 €
45/4 CW2	100	11,0	142	JP47236	7.303,00 €
55/4 CW2	100	13,0	160	JP47372	9.692,00 €
75/4 CW2	100	16,5	180	JP47234	10.113,00 €
100/4 CW3	100	18,5	230	JP47354	13.129,00 €

SEWAGE PUMPS MULTIFREE

with explosion proof

Type	DN	H max [m]	Q max. [m ³ /h]	Code No.	Price
10/2 AW1, EX	65	11,5	45	JP47281	5.605,00 €
15/2 AW1, EX	65	14,0	50	JP47279	5.861,00 €
25/2 AW1, EX	65	18,0	68	JP09150	6.203,00 €
35/2 AW1, EX	65	22,0	82	JP09152	6.861,00 €
45/2 AW1, EX	65	25,5	95	JP46870	7.635,00 €
25/2 BW1, EX	80	14,0	68	JP09499	6.332,00 €
35/2 BW1, EX	80	19,5	95	JP09501	6.960,00 €
45/2 BW1, EX	80	21,0	85	JP46857	7.734,00 €
75/2 BW1, EX	80	25,0	80	JP46874	10.028,00 €
100/2 BW1, EX	80	31,0	82	JP46872	13.047,00 €
15/4 BW1, EX	80	9,0	80	JP09458	5.882,00 €
25/4 BW1, EX	80	10,5	95	JP09459	6.457,00 €
35/4 BW1, EX	80	12,5	115	JP09460	7.065,00 €
45/4 BW2, EX	80	13,5	138	JP46859	8.007,00 €
55/4 BW2, EX	80	15,5	110	JP48268	10.120,00 €
75/4 BW2, EX	80	18,0	170	JP46878	10.599,00 €
100/4 BW2, EX	80	20,0	180	JP46876	13.621,00 €
10/4 CW1, EX	100	6,5	68	JP09609	6.203,00 €
15/4 CW1, EX	100	8,0	85	JP09611	6.450,00 €
25/4 CW1, EX	100	10,0	70	JP09656	6.683,00 €
35/4 CW1, EX	100	11,0	120	JP09859	7.439,00 €
45/4 CW2, EX	100	11,0	142	JP47237	8.473,00 €
55/4 CW2, EX	100	13,0	160	JP47373	11.157,00 €
75/4 CW2, EX	100	16,5	180	JP47235	11.943,00 €
100/4 CW3, EX	100	18,5	230	JP47355	14.965,00 €



MULTIFREE 25/2 AW1



MULTIFREE 25/4 BW1 WITH FLUSHING PIPE



POLY SUMPS FOR WASTEWATER

PKS 800

Suitable for traffic



REPLACEMENT SET FOR PKS 800

built between 1989 and 2007

INSTALLATION SETS DN 40

for concrete sumps

Type	Code No.	Price
PKS-B 800-32	JP09475	3.513,00 €
PKS-B 800-D32	JP47345	4.583,00 €
<hr/>		
REPLACEMENTSET 32	JP48025	1.428,00 €
<hr/>		
INSTALLATION SET DN 40 SINGLE	JP50680	1.514,00 €
INSTALLATION SET EXTENSION DN 40 DUO	JP50691	1.514,00 €
<hr/>		

ACCESSORY

Type	Code No.	Price	PKS-B 800-32	PKS-B 800-D32	Replacementset
2. INLET DN150 WITH SEALING ELEMENT	JP42181	125,00 €	•		
DISCHARGE PIPE ASSEMBLY 08 *	JP44857	540,00 €	•	•	
COUPLING UNIT MULTICUT *	JP44855	617,00 €	•	•	
COUPLING UNIT REPLACEMENT	JP46865	617,00 €			•
COUPLING UNIT D MULTICUT	JP42227	672,00 €			•
GUIDE RAIL REPLACEMENT SET	JP48061	212,00 €			•
PIPE CONNECTION 1 1/2"	JP48250	154,00 €			•
PIPE CONNECTION 2"	JP48251	246,00 €			•
WALL FASTENING	JP48666	374,00 €			•
ELEVATION ADJUSTMENT	JP48667	374,00 €			•
COVER, CL. A	JP46437	245,00 €	•	•	
LIFTING DEVICE FOR CL.A	JP44969	77,00 €	•	•	
COVER WITHOUT VENTILATION CL. B	JP44972	374,00 €	•	•	
CONCRETE RING	JP44975	50,00 €	•	•	
SCREWED JOINT 40 - 1 1/4"	JP44796	45,00 €	•	•	
SCREWED JOINT 50 - 1 1/4"	JP44797	46,00 €	•	•	
SCREWED JOINT 63 - 1 1/4"	JP44798	60,00 €	•	•	
PERROT FLUSHING CONNECTION -32/40	JP42059	208,00 €	•	•	
STORZ C FLUSHING CONNECTION -32/40	JP42060	233,00 €	•	•	
PERROT BREATHING VALVE	JP22421	109,00 €	•	•	
DRS-CONNECTION WITH COVER	JP42178	168,00 €	•	•	
PERROT BREATHING VALVE	JP22422	226,00 €	•	•	
PERROT DRS + BREATHING VALVE	JP22419	247,00 €	•	•	
BREATHING VALVE WITH COVER	JP42179	219,00 €	•	•	
DRS + BREATHING VALVE WITH COVER	JP42180	276,00 €	•	•	
STORZ C DRS-CONNECTION 1/2"	JP41584	247,00 €	•	•	
STORZ C DRS-CONNECTION 3/4"	JP41585	258,00 €	•	•	
PERROT PRESSURE GAUGE	JP44854	284,00 €	•	•	
PERROT FLUSHING CONNECTION 1"	JP22466	67,00 €	•	•	
SUMP EXTENSION PSV-A/B 375	JP46429	706,00 €	•	•	
SUMP EXTENSION PSV-A 855	JP46430	1.002,00 €	•	•	
SUMP EXTENSION PSV-A 1335	JP46431	1.297,00 €	•	•	
GUIDE RAIL EXTENSION PKS-B-32	JP46439	84,00 €	•		
GUIDE RAIL EXTENSION PKS-B-D32	JP48064	395,00 €		•	
OPERATING HANDLE FOR T-KEY	JP46438	156,00 €	•	•	
VENTILATION PIPE DN 100	JP44858	470,00 €	•	•	

* For duplex systems, order 2 x.



POLY SUMPS FOR WASTEWATER

PKS 1000

Suitable for traffic



PKS 1000-DLE

Suitable for traffic pressure pipe end sump



PKS 1200 UNTIL PKS 3000

Type	Code No.	Price
PKS-D 1000-40	JP44358	7.447,00 €
PKS-D 1000-D40	JP44359	8.473,00 €
PKS-D 1000-D40 (75)	JP44361	8.008,00 €
PKS-D 1000-D65 O. ST.	JP44379	15.368,00 €
PKS-D 1000-D80 O. ST.	JP44381	15.669,00 €
<hr/>		
PKS-D 1000-DLE	JP44367	5.258,00 €
<hr/>		
PKS-D 1200		
PKS-D 1400		
PKS-D 1500	on request	
PKS-D 1600		
PKS-D 1800		
PKS-D 2000		
PKS-D 2200		
PKS-D 2500		
PKS-D 3000		

ACCESSORY

Type	Code No.	Price	PKS-D 1000-(D)40	PKS-D 1000-D65/D80	PKS-D 1000-DLE
COVER WITHOUT VENTILATION CL. B	JP44972	374,00 €	•	•	
COVER WITHOUT VENTILATION CL. D Ø610	JP29175	611,00 €	•	•	
COVER CL. B Ø610	JP44973	438,00 €			•
ACCESS AID, GRAB HANDLE	JP44610	940,00 €	•		•
ACCESS AID, SLEEVE	JP44611	829,00 €	•		•
SCREWED JOINT 50-1 1/2"	JP45948	46,00 €	•		
SCREWED JOINT 63-1 1/2"	JP45949	60,00 €	•		
PSV-D 1000X500 SG T (10)	JP44407	2.187,00 €	•		
PSV-D 1000X500 T (10)	JP44408	1.715,00 €	•		
PSV-D 1000X500 SG (10)	JP44403	1.015,00 €	•		•
PSV-D 1000X500 (10)	JP44404	880,00 €	•	•	
GUIDE RAIL 1", STAINLESS STEEL, 1150 MM	JP50268	94,00 €	•		
GUIDE RAIL 1", STAINLESS STEEL, 1650 MM	JP50269	104,00 €	•		
GUIDE RAIL 1", STAINLESS STEEL, 2150 MM	JP50270	114,00 €	•		
GUIDE RAIL 1", STAINLESS STEEL, 2650 MM	JP50271	123,00 €	•		
GUIDE RAIL 1", STAINLESS STEEL, 3150 MM	JP50272	132,00 €	•		
GUIDE RAIL 1", STAINLESS STEEL, 3650 MM	JP50273	141,00 €	•		
GUIDE RAIL 1", STAINLESS STEEL, 1550 MM	JP50276	111,00 €		•	
GUIDE RAIL 1", STAINLESS STEEL, 2050 MM	JP50277	120,00 €		•	
GUIDE RAIL 1", STAINLESS STEEL, 2550 MM	JP50278	129,00 €		•	
GUIDE RAIL 1", STAINLESS STEEL, 3050 MM	JP50279	138,00 €		•	
GUIDE RAIL 1", STAINLESS STEEL, 3550 MM	JP50280	149,00 €		•	
SOLID FIRE HOSE COUPLING C, 1 1/2"	JP44770	58,00 €		•	
PERROT FLUSHING CONNECTION -65/80	JP22353	113,00 €		•	
STORZ C FLUSHING CONNECTION -32/40	JP42060	233,00 €	•		
PERROT FLUSHING CONNECTION -32/40	JP42059	208,00 €	•		
PERROT DRS-CONNECTION	JP22421	109,00 €	•	•	
PERROT BREATHING VALVE	JP22422	226,00 €	•	•	
PERROT DRS + BREATHING VALVE	JP22419	247,00 €	•	•	
PERROT PRESSURE GAUGE	JP44854	284,00 €	•	•	
PERROT FLUSHING CONNECTION 1"	JP22466	67,00 €	•	•	
UNDERGROUND VALVE DN 80 *	JP18936	763,00 €		•	

* For duplex systems, order 2 x. ** For duplex systems, order 4 x.


ACCESSORY

Type	Code No.	Price	PKS-D 1000-(D)40	PKS-D 1000-D65/D80	PKS-D 1000-DLE
SET OF EARTH INSTALLATION EQUIPMENT 0.7 M	JP18938	304,00 €		•	
SET OF EARTH INSTALLATION EQUIPMENT 1.0-1.4M	JP18939	304,00 €		•	
SET OF EARTH INSTALLATION EQUIPMENT 1.25-1.8M	JP18940	393,00 €		•	
SEAL LUBRICANT, 1 KG, TUBE	JP44605	17,40 €	•	•	•
VENTILATION PIPE DN 100	JP44858	459,00 €	•	•	
SECOND OR CHANGED INLET DN 150	JP44523	489,00 €	•	•	
SECOND OR CHANGED INLET DN 200	JP44524	549,00 €	•	•	
SECOND OR CHANGED INLET DN 250	JP44525	669,00 €	•	•	

* For duplex systems, order 2 x

INSTALLATION SETS

DN 40 - DN 50




Type	Code No.	Price
FITTING SET DN 40 SINGLE UNIT MULTICUT	JP48923	677,00 €
FITTING SET DN 40 DUPLEX UNIT MULTICUT	JP48924	1.327,00 €
FITTING SET DN 50 SINGLE UNIT US	JP48925	732,00 €
FITTING SET DN 50 DUPLEX UNIT US	JP48926	1.124,00 €
REDUCING SOCKET 1 1/2" AUF 2"	JP48069	51,00 €
SECURING LEVER US 75-155	JP41024	180,00 €
SECURING LEVER UV 600	JP49171	180,00 €
WALL BUSHING SET DN40	JP48927	161,00 €
WALL BUSHING SET DN50	JP48928	305,00 €
PIPE WORK PER PUMP DN40 1000MM	JP48929	213,00 €
PIPE WORK PER PUMP DN40 1500MM	JP48930	287,00 €
PIPE WORK PER PUMP DN40 2000MM	JP48931	359,00 €
PIPE WORK PER PUMP DN40 2500MM	JP48932	433,00 €
PIPE WORK PER PUMP DN50 1000MM	JP48933	67,00 €
PIPE WORK PER PUMP DN50 1500MM	JP48934	85,00 €
PIPE WORK PER PUMP DN50 2000MM	JP48935	95,00 €
PIPE WORK PER PUMP DN50 2500MM	JP48936	116,00 €
TRAVERSE D1000-2000	JP48941	381,00 €
SCREWED JOINT 50-1 1/2"	JP45948	46,00 €
SCREWED JOINT 63-1 1/2"	JP45949	60,00 €
SCREWED JOINT 63- 2"	JP45950	71,00 €
PERROT FLUSHING CONNECTION -32/40	JP42059	208,00 €
STORZ C FLUSHING CONNECTION -32/40	JP42060	233,00 €
FITTING SET DN 65, PE	JP50266	4.507,00 €
FITTING SET DN80 PE D1500	JP48942	4.797,00 €
FITTING SET DN100 PE D1500	JP48943	6.225,00 €
FITTING SET DN100 PE D2000	JP48944	6.711,00 €
FITTING SET DN150 PE D2000	JP48945	14.985,00 €
WALL BUSHING DN80, PE	JP45559	367,00 €
WALL BUSHING DN100, PE	JP45560	396,00 €
WALL BUSHING R DN150, PE	JP45561	549,00 €
WALL BUSHING M. FL. DN80	JP45695	1.507,00 €
WALL BUSHING M. FL. DN100	JP45696	1.959,00 €
WALL BUSHING M. FL. DN150	JP45697	2.358,00 €
RPIPE WORK PER PUMP DN80 PE 1000MM	JP48950	186,00 €
PIPE WORK PER PUMP DN80 PE 2000MM	JP48952	216,00 €
FF EXTENSION DN 100, 1000 MM (2 FLANGES)	JP45650	707,00 €
PIPE WORK PER PUMP DN100 PE 1000MM	JP48953	211,00 €
PIPE WORK PER PUMP DN100 PE 2000MM	JP48955	254,00 €
FF EXTENSION DN 100, 1000 MM (2 FLANGES)	JP45652	748,00 €

INSTALLATION SETS

DN 65 - DN 150

INSTALLATION SETS

DN 65 - DN 150



Type	Code No.	Price
PIPE WORK PER PUMP DN150 PE 1000MM	JP48956	308,00 €
PIPE WORK PER PUMP DN150 PE 2000MM	JP48958	393,00 €
FF EXTENSION DN 150, 1000 MM (2 FLANGES)	JP45654	1.230,00 €
GUIDE RAIL 1 1/2" 2000MM	JP48969	309,00 €
GUIDE RAIL 1 1/2" 3000MM	JP48971	334,00 €
TRAVERSE D1000-2000	JP48941	381,00 €
PERROT FLUSHING CONNECTION -65/80	JP22353	113,00 €
SOLID FIRE HOSE COUPLING C, 1 1/2"	JP44770	58,00 €
SOLID FIRE HOSE COUPLING C, 2"	JP50217	86,00 €

ACCESSORY

Type	Code No.	Price
PERROT BREATHING VALVE	JP22422	226,00 €
PERROT DRS-CONNECTION	JP22421	109,00 €
PERROT DRS + BREATHING VALVE	JP22419	247,00 €
PERROT FLUSHING CONNECTION 1"	JP22466	67,00 €
PERROT PRESSURE GAUGE	JP44854	284,00 €
STORZ C BREATHING VALVE	JP41583	226,00 €
STORZ C DRS-CONNECTION 1/2"	JP41584	247,00 €
STORZ C DRS-CONNECTION 3/4"	JP41585	258,00 €
SECURING LEVER US C2	JP50179	194,00 €
VENTILATION PIPE DN 100	JP44858	470,00 €



PUMP SUMP VENTILATION PSB

PRESSURE PIPE VENTILATION SH

PRESSURE PIPE FLUSHING MH

Type	Code No.	Price
BREEZE PSB	JP48757	on request
BREEZE SH 1	JP48754	on request
BREEZE SH 2	JP48755	on request
BREEZE SH 3	JP48756	on request
BREEZE MH 1	JP43751	on request
BREEZE MH 2	JP43752	on request
BREEZE MH 3	JP43753	on request
BREEZE MH 4	JP43754	on request
BREEZE MH 5	JP43755	on request
BREEZE MH 6	JP43756	on request

ACCESSORY

Type	Code No.	Price	BREEZE PSB	BREEZE MH
FLUSHING TUBE TYPE 0	JP45408	178,00 €	•	
FLUSHING TUBE TYPE I	JP28221	178,00 €	•	
FLUSHING TUBE TYPE II	JP28222	216,00 €	•	
FLUSHING TUBE TYPE III	JP28223	250,00 €		•
BREEZE 2-STRAND FITTING	JP44272	on request		•
BREEZE 3-STRAND FITTING	JP44273	on request		•
FINISHED FOUNDATION	JP48554	on request		•
PRESSURE HOSE 10M	JP44703	on request		•



HIGHLOGO LC

CONTROL HIGHLOGO

Single unit


Duplex unit



HIGHLOGO

Single unit

Duplex unit



HIGHLOGO LC-SETS INCL. OUTDOOR CABINET TYPE A

Type	Code No.	Price
HIGHLOGO 1-25 LC	JP47984	1.403,00 €
HIGHLOGO 1-46 LC	JP47985	1.403,00 €
HIGHLOGO 1-610 LC	JP47986	1.403,00 €
HIGHLOGO 1-25 LCS	JP50820	1.802,00 €
HIGHLOGO 1-46 LCS	JP50821	1.802,00 €
HIGHLOGO 1-610 LCS	JP50822	1.802,00 €
HIGHLOGO 1-25 LCX	JP48286	1.095,00 €
HIGHLOGO 1-46 LCX	JP48287	1.095,00 €
HIGHLOGO 1-610 LCX	JP48288	1.095,00 €
HIGHLOGO 1-25 LCSX	JP48292	1.495,00 €
HIGHLOGO 1-46 LCSX	JP48293	1.495,00 €
HIGHLOGO 1-610 LCSX	JP48294	1.495,00 €
HIGHLOGO 2-25 LC	JP47993	2.495,00 €
HIGHLOGO 2-46 LC	JP47994	2.495,00 €
HIGHLOGO 2-610 LC	JP47995	2.495,00 €
HIGHLOGO 2-25 LCS	JP50823	2.895,00 €
HIGHLOGO 2-46 LCS	JP50824	2.895,00 €
HIGHLOGO 2-610 LCS	JP50825	2.895,00 €
HIGHLOGO 2-25 LCX	JP48289	2.188,00 €
HIGHLOGO 2-46 LCX	JP48290	2.188,00 €
HIGHLOGO 2-610 LCX	JP48291	2.188,00 €
HIGHLOGO 2-25 LCSX	JP48295	2.588,00 €
HIGHLOGO 2-46 LCSX	JP48296	2.588,00 €
HIGHLOGO 2-610 LCSX	JP48297	2.588,00 €
HIGHLOGO 1-00E	JP47987	1.169,00 €
HIGHLOGO 1-00	JP47988	1.236,00 €
HIGHLOGO 1-25	JP47989	1.236,00 €
HIGHLOGO 1-46	JP47990	1.236,00 €
HIGHLOGO 1-610	JP47991	1.236,00 €
HIGHLOGO 1-910	JP47992	1.236,00 €
HIGHLOGO 2-00E	JP47996	2.184,00 €
HIGHLOGO 2-00	JP47997	2.327,00 €
HIGHLOGO 2-25	JP47998	2.327,00 €
HIGHLOGO 2-46	JP47999	2.327,00 €
HIGHLOGO 2-610	JP48000	2.327,00 €
HIGHLOGO 2-910	JP48001	2.327,00 €
HIGHLOGO 1-25 LCX-Set	JP50850	2.479,00 €
HIGHLOGO 1-46 LCX-Set	JP50851	2.479,00 €
HIGHLOGO 1-610 LCX-Set	JP50852	2.479,00 €
HIGHLOGO 1-25 LCSX-Set	JP50856	2.878,00 €
HIGHLOGO 1-46 LCSX-Set	JP50857	2.878,00 €
HIGHLOGO 1-610 LCSX-Set	JP50858	2.878,00 €
HIGHLOGO 2-25 LCX-Set	JP50853	3.639,00 €
HIGHLOGO 2-46 LCX-Set	JP50854	3.639,00 €
HIGHLOGO 2-610 LCX-Set	JP50855	3.639,00 €
HIGHLOGO 2-25 LCSX-Set	JP50859	4.039,00 €
HIGHLOGO 2-46 LCSX-Set	JP50860	4.039,00 €
HIGHLOGO 2-610 LCSX-Set	JP50861	4.039,00 €
DRP-FLOAT SWITCH + PRESSURE SENSOR SET 10 M	JP48301	310,00 €
DRP-FLOAT SWITCH + PRESSURE SENSOR SET 15 M	JP48302	353,00 €
DRP-FLOAT SWITCH + PRESSURE SENSOR SET 20 M	JP48303	396,00 €

PRE-ASSEMBLED LEVEL SENSORS

Type	Code No.	Price
STATIC PRESSURE MODUL (10 M), MOUNTED	JP26196	387,00 €
STATIC PRESSURE SENSOR (10 M), MOUNTED	JP26187	489,00 €
SUBMERSIBLE SENSOR HTS 04	JP44808	1.686,00 €
SUBMERSIBLE SENSOR HTS 04 EX	JP44809	1.838,00 €
DRY RUN PROTECTION (10M)	JP44807	172,00 €

PRE-ASSEMBLED ACCESSORY

MAINSWITCH 15 KW HIGHLOGO	JP48002	404,00 €
HIGHLOGO GSM MODEM, FACTORY MOUNTEDT	JP49356	752,00 €
HIGHLOGO GSM AKKUMODUL, 12 V, FACTORY MOUNTED	JP25884	120,00 €
HIGHLOGO GSM AKKUMODUL, 12 V, DUPLEX UNIT	JP49357	181,00 €

GSM modem
for retrofitting

CEE-PLUG 16 A	JP50816	37,00 €
CEE-PLUG 32 A	JP50817	52,00 €
HIGHLOGO GSM MODEM	JP50444	752,00 €
ACCU 12 V WITH HOUSING	JP50635	275,00 €

CONTROLS BASICLOGO

Single units



AD46 EXM

Type	Code No.	Price
BASICLOGO AD 00 E	JP00289	1.224,00 €
BASICLOGO AD 00	JP00311	968,00 €
BASICLOGO AD 25	JP00310	968,00 €
BASICLOGO AD 46	JP14353	968,00 €
BASICLOGO AD 610	JP14354	968,00 €
BASICLOGO AD 910	JP47263	968,00 €
BASICLOGO AD 4 XE	JP25901	1.436,00 €
BASICLOGO AD 8 XE	JP25902	1.436,00 €
BASICLOGO AD 23 X	JP09754	1.319,00 €
BASICLOGO AD 25 X	JP09683	1.319,00 €
BASICLOGO AD 46 X	JP14355	1.319,00 €
BASICLOGO AD 610 X	JP14356	1.319,00 €
BASICLOGO AD 910 X	JP47265	1.319,00 €

with level detection and
dry-run protection

BASICLOGO AD 8 EXME, TLS	JP43162	2.648,00 €
BASICLOGO AD 12 EXME, TLS	JP43163	2.648,00 €
BASICLOGO AD 25 EXM, TLS	JP43159	1.540,00 €
BASICLOGO AD 46 EXM, TLS	JP43160	1.540,00 €
BASICLOGO AD 610 EXM, TLS	JP43161	1.540,00 €

Duplex units


BASICLOGO BD 00 E	JP45735	1.661,00 €
BASICLOGO BD 610 EC	JP45743	2.078,00 €
BASICLOGO BD 00	JP45993	1.902,00 €
BASICLOGO BD 25	JP45737	2.205,00 €
BASICLOGO BD 46	JP45739	2.205,00 €
BASICLOGO BD 610	JP45741	2.205,00 €
BASICLOGO BD 910	JP47264	2.205,00 €
BASICLOGO BD 23 X	JP09755	3.360,00 €
BASICLOGO BD 25 X	JP09681	3.360,00 €
BASICLOGO BD 46 X	JP14360	3.360,00 €
BASICLOGO BD 610 X	JP14361	3.360,00 €
BASICLOGO BD 910 X	JP47266	3.360,00 €

with level detection and
dry-run protection

BASICLOGO BD 25 EXM, TLS	JP43165	2.708,00 €
BASICLOGO BD 46 EXM, TLS	JP43166	2.708,00 €
BASICLOGO BD 610 EXM, TLS	JP43167	2.708,00 €



BD46 EXM



AG3

AGR

ALARM UNITS



AGE

AW3

Type	Code No.	Price
ALARM UNIT AG3	JP44891	340,00 €
ALARM UNIT AG10	JP44892	404,00 €
ALARM UNIT AG20	JP48851	456,00 €
ALARM UNIT AGR	JP44893	463,00 €
ALARM UNIT AGE	JP44894	380,00 €
ALARM UNIT WASHING MACHINE STOP AW3	JP44895	358,00 €
ALARM UNIT WASHING MACHINE STOP AWR	JP44897	482,00 €
ALARM UNIT WASHING MACHINE STOP AWE	JP44898	394,00 €
ALARM UNIT WASHING MACHINE STOP AWO	JP44899	236,00 €

LEVEL CONTROL SENSOR



SUBM. BALL CONTACT SWITCH



CONTROL WITH SUBMERSIBLE SENSOR HD04

Type	Code No.	Price
ALARM SWITCH COMPLI	JP50171	108,00 €
SUBM. BALL CONTACT SWITCH 1,0 M	JP44802	67,00 €
SUBM. BALL CONTACT SWITCH 3,0 M	JP44800	79,00 €
SUBM. BALL CONTACT SWITCH 5,0 M	JP44804	115,00 €
SUBM. BALL CONTACT SWITCH 9,5 M	JP44801	135,00 €
SUBM. BALL CONTACT SWITCH 9,5M 95 GRAD	JP44805	232,00 €
SUBM. SWITCH PACK A	JP16718	369,00 €
SUBM. SWITCH PACK AMG	JP16719	434,00 €
SUBM. BALL CONTACT SWITCH PACKAGE AMG, 20 M	JP44457	539,00 €
SUBM. SWITCH PACK B	JP16725	546,00 €
SUBM. SWITCH PACK BMG	JP16726	643,00 €
SUBM. BALL CONTACT SWITCHPACKAGE BMG, 20 M	JP44459	801,00 €
SUBM. SWITCH PACK BHMG	JP24769	757,00 €
SUBM. SWITCH PACK B232	JP48228	608,00 €
SUBM. SWITCH PACK B250	JP48229	595,00 €
SUBM. SWITCH PACK BF232	JP48298	667,00 €
SUBM. SWITCH PACK BF250	JP48299	653,00 €
SUBM. SWITCH PACK CMG, 10 M	JP16739	214,00 €
SUBM. SWITCH PACK CMG, 20 M	JP50293	267,00 €
SUBM. SWITCH PACK CMG, 30 M	JP50294	320,00 €
AUXILIARY SWITCHING UNIT EXH-A	JP16720	603,00 €
AUXILIARY SWITCHING UNIT EXH-B	JP00295	660,00 €
COUNTER WEIGHT SUBM. BALL CONTACT SWITCH	JP44803	38,00 €
CABLE HOLDER SUBM. BALL CONTACT SWITCH	JP44799	7,40 €
AIR DIAPHRAGM CONTROL UNIT	JP01080	1.946,00 €
HYDORSTATIC LEVEL CONTROL SENSOR HD04	JP44547	5.668,00 €
HYDORSTATIC LEVEL CONTROL SENSOR HD04 EX	JP44548	5.819,00 €
STATIC PRESSURE MODUL (10 M), MOUNTED	JP26196	387,00 €
STATIC PRESSURE SENSOR (10 M), MOUNTED	JP26187	489,00 €
SUBMERSIBLE SENSOR HTS 04	JP44808	1.686,00 €
SUBMERSIBLE SENSOR HTS 04 EX	JP44809	1.838,00 €
DRY RUN PROTECTION (10M)	JP44807	172,00 €

ACCESSORY



CEE-MOTOR PROTECTION



DKG



SMART HOME FTJP



SEAL ELEMENT PRESSURE-TIGHT

Type	Code No.	Price
SCHUKO-MOTOR PROTECTION PLUG US 151 E	JP40264	379,00 €
SCHUKO-MOTOR PROTECTION PLUG 8A	JP44753	297,00 €
CEE-MOTOR PROTECTION 2.5 - 4.0 A	JP44754	432,00 €
CEE-MOTOR PROTECTION 2.9 - 4.0 A	JP44750	775,00 €
CEE-MOTOR PROTECTION, 4,5 - 6.3 A	JP44751	775,00 €
CEE-MOTOR PROTECTION, 2,9-4,0 A, M. NIV	JP09725	893,00 €
CEE-MOTOR PROTECTION, 4,5-6,3 A, M. NIV	JP09726	893,00 €
SEAL LEAK DETECTOR DKG	JP44900	560,00 €
SMART HOME FTJP	JP47209	214,00 €
OUTDOOR CABINET SIZE 0	JP12710	1.384,00 €
OUTDOOR CABINET SIZE 1	JP12711	1.663,00 €
OUTDOOR CABINET SIZE 2	JP12712	2.504,00 €
OUTDOOR CABINET SIZE 3	JP12713	3.922,00 €
OUTDOOR CABINET SIZE 3 G	JP20864	8.928,00 €
OUTDOOR CABINET TYPE A	JP23735	888,00 €
OUTDOOR CABINET TYPE B	JP19024	1.056,00 €
OUTDOOR CABINET TYPE C	JP19026	1.253,00 €
PROFILE HALF CYLINDER	JP22408	49,00 €
PLASTIC BASE SIZE 0	JP24854	444,00 €
PLASTIC BASE SIZE 1	JP24855	487,00 €
PLASTIC BASE SIZE 2	JP24856	590,00 €
PLASTIC BASE SIZE 3	JP24857	997,00 €
SOFT STARTING MODUL F.AD12 EXME	JP24138	329,00 €
DRY RUN PROTECTION	JP41463	113,00 €
OPERATING HOURS COUNTER AD/BD	JP50922	46,00 €
FLASH LIGHT 230 V	JP50807	237,00 €
MOUNTING HOUSING LIGHT	JP28256	134,00 €
HORN 230 V	JP17591	212,00 €
SEALING CONE DN 100, VAPOUR-PROOF	JP44843	32,00 €
SEAL ELEMENT DN 100, PRESSURE-TIGHT	JP44848	246,00 €
VENTILATION PIPE DN 100	JP44858	470,00 €
DRP HOLDER	JP46456	30,00 €

SORTING BY CODE NO.

Code No.	Type		Price
JP00202	FLANGED Y-PIPE 80/100/80 A480	J99	1.147,00 €
JP00203	FLANGED Y-PIPE 100/100/100 A480	J99	1.466,00 €
JP00214	SUBMERSIBLE DRAINAGE PUMP US 102 D	J31	1.863,00 €
JP00218	SUBMERSIBLE DRAINAGE PUMP US 102 D	J31	1.960,00 €
JP00226	SUBMERSIBLE DRAINAGE PUMP U6 K E, 10M	J30	1.037,00 €
JP00227	SUBMERSIBLE DRAINAGE PUMP U6 K ES, 4M	J73	1.037,00 €
JP00228	SUBMERSIBLE DRAINAGE PUMP U6 K D, 10M	J30	1.140,00 €
JP00229	SUBMERSIBLE DRAINAGE PUMP U6 K DS, 4M	J30	1.140,00 €
JP00255	HAND DIAPHRAGM PUMP 1 1/2 "	J99	505,00 €
JP00289	CONTROL BASICLOGO AD 00 E	J90	1.224,00 €
JP00295	AUXILIARY SWITCHING UNIT EXH-B	J99	660,00 €
JP00310	STEUERUNG BASICLOGO AD 25	J90	968,00 €
JP00311	STEUERUNG BASICLOGO AD 00	J90	968,00 €
JP00317	SWING-TYPE CHECK VALVE R 40	J35	88,00 €
JP00324	SWING-TYPE CHECK VALVE R 100 G	J35	1.446,00 €
JP00325	SWING-TYPE CHECK VALVE R 101	J35	517,00 €
JP00326	SWING-TYPE CHECK VALVE R 50	J35	88,00 €
JP00328	SLUICE VALVE DN150	J99	1.059,00 €
JP00329	SLUICE VALVE DN100	J99	608,00 €
JP00336	PRESSURE HOSE 15 M, STORZ C, ID 52	J99	129,00 €
JP00345	SWING-TYPE CHECK VALVE R 150 G	J99	2.083,00 €
JP00448	FLANGED Y-PIPE 80/100/80 A390	J99	1.147,00 €
JP00471	MULTISTREAM-PUMP 300/2 B6	J01	15.904,00 €
JP00472	MULTISTREAM-PUMP 200/2 B6, EX	J01	16.145,00 €
JP00473	MULTISTREAM-PUMP 300/2 B6, EX	J01	17.578,00 €
JP00474	MULTISTREAM-PUMP 150/4 C3, EX	J01	15.950,00 €
JP00475	MULTISTREAM-PUMP 300/4 C4, EX	J01	18.933,00 €
JP00485	MULTISTREAM-PUMP 75/2 B5	J01	9.674,00 €
JP00486	MULTISTREAM-PUMP 55/4 B6	J01	8.718,00 €
JP00487	MULTISTREAM-PUMP 55/4 C2	J01	10.056,00 €
JP00489	MULTISTREAM-PUMP 75/4 B6	J01	10.259,00 €
JP00490	MULTISTREAM-PUMP 75/4 C2	J01	11.037,00 €
JP00491	MULTISTREAM-PUMP 150/4 C3	J01	15.823,00 €
JP00492	MULTISTREAM-PUMP 200/2 B6	J01	13.359,00 €
JP00493	MULTISTREAM-PUMP 300/4 C4	J01	18.878,00 €
JP00494	GUIDE RAIL SYSTEM GR 65	J99	781,00 €
JP00495	GUIDE RAIL SYSTEM GR 80	J99	1.006,00 €
JP00496	GUIDE RAIL SYSTEM GR 100	J99	1.208,00 €
JP00498	REDUCING ADAPTER DN80/100	J99	323,00 €
JP00577	FLANGED CONNECTION A 80	J99	453,00 €
JP00578	FLANGED CONNECTION B 80	J99	467,00 €
JP00579	FLANGED CONNECTION C 100	J99	571,00 €
JP00595	SUBMERSIBLE DRAINAGE PUMP US 73 D,EX	J14	2.806,00 €

Code No.	Type		Price
JP00639	SLUICE VALVE DN 80	J99	492,00 €
JP00676	SUBMERSIBLE DRAINAGE PUMP US 73 E	J31	1.582,00 €
JP00677	SUBMERSIBLE DRAINAGE PUMP US 73 D	J31	1.686,00 €
JP00678	SUBMERSIBLE DRAINAGE PUMP US 73 ES	J31	1.647,00 €
JP00679	SUBMERSIBLE DRAINAGE PUMP US 73 DS	J31	1.766,00 €
JP00681	PUMP BASE A 170	J99	189,00 €
JP00682	PUMP BASE A 220	J99	278,00 €
JP00683	PUMP BASE B 170	J99	235,00 €
JP00684	PUMP BASE B 220	J99	274,00 €
JP00685	PUMP BASE C 275	J99	412,00 €
JP00686	FLANGED SPIGOT DN 80	J99	198,00 €
JP00687	FLANGED SPIGOT DN 80/100	J99	150,00 €
JP00688	FLANGED SPIGOT DN 100	J99	253,00 €
JP00693	GUIDE RAIL SYSTEM GR 151	J99	2.437,00 €
JP00701	PUMP BASE C 325	J99	638,00 €
JP00702	PUMP BASE C 410	J99	686,00 €
JP00706	SWING-TYPE CHECK VALVE R 80	J35	327,00 €
JP00707	SWING-TYPE CHECK VALVE R 80 G	J99	1.119,00 €
JP00883	MULTISTREAM-PUMP 230/4 C3	J01	16.962,00 €
JP00884	MULTISTREAM-PUMP 230/4 C3, EX	J01	18.236,00 €
JP01080	AIR DIAPHRAGM CONTROL UNIT	J99	1.946,00 €
JP08673	FLANGED SPIGOT DN 100 Ø110	J99	260,00 €
JP09149	MULTIFREE-PUMP 25/2 AW1	J01	5.461,00 €
JP09150	MULTIFREE-PUMP 25/2 AW1, EX	J01	6.203,00 €
JP09151	MULTIFREE-PUMP 35/2 AW1	J01	6.061,00 €
JP09152	MULTIFREE-PUMP 35/2 AW1, EX	J01	6.861,00 €
JP09155	DUPLEX SWING-TYPE CHECK DN 40	J35	137,00 €
JP09241	SUBMERSIBLE DRAINAGE PUMP US 151 ES	J13	4.187,00 €
JP09243	SUBMERSIBLE DRAINAGE PUMP US 151 DS	J13	3.590,00 €
JP09245	SUBMERSIBLE DRAINAGE PUMP US 251 DS	J13	3.808,00 €
JP09247	SUBMERSIBLE DRAINAGE PUMP US 153 ES	J13	2.509,00 €
JP09249	SUBMERSIBLE DRAINAGE PUMP US 153 DS	J13	2.898,00 €
JP09251	SUBMERSIBLE DRAINAGE PUMP US 253 DS	J13	3.808,00 €
JP09258	SUBMERSIBLE DRAINAGE PUMP US 103 D	J31	1.863,00 €
JP09259	SUBMERSIBLE DRAINAGE PUMP US 103 DS	J31	1.955,00 €
JP09260	SUBMERSIBLE DRAINAGE PUMP U6 K ES, 10M	J30	1.065,00 €
JP09261	SUBMERSIBLE DRAINAGE PUMP U6 K DS, 10M	J30	1.178,00 €
JP09264	SUBMERSIBLE DRAINAGE PUMP US 73 HES	J31	1.772,00 €
JP09267	SUBMERSIBLE DRAINAGE PUMP US 73 HE	J31	1.700,00 €
JP09268	SEWAGE LIFTING STATION WCFIX 260	J81	926,00 €
JP09275	MULTISTREAM-PUMP 100/4 C5	J01	11.680,00 €
JP09276	MULTISTREAM-PUMP 100/4 C5, EX	J01	12.473,00 €
JP09278	SUBMERSIBLE DRAINAGE PUMP US 102 E	J31	1.643,00 €

SORTING BY CODE NO.

Code No.	Type		Price
JP09279	SUBMERSIBLE DRAINAGE PUMP US 102 ES	J31	1.733,00 €
JP09280	SUBMERSIBLE DRAINAGE PUMP US 103 E	J31	1.643,00 €
JP09281	SUBMERSIBLE DRAINAGE PUMP US 103 ES	J31	1.733,00 €
JP09292	SUBMERSIBLE DRAINAGE PUMP US 73 E, EX	J14	2.738,00 €
JP09293	SUBMERSIBLE DRAINAGE PUMP US 103 D, EX	J14	2.855,00 €
JP09294	SUBMERSIBLE DRAINAGE PUMP US 103 E, EX	J14	2.815,00 €
JP09300	SUBMERSIBLE DRAINAGE PUMP US 151 D	J13	2.825,00 €
JP09301	SUBMERSIBLE DRAINAGE PUMP US 251 D	J13	2.993,00 €
JP09302	SUBMERSIBLE DRAINAGE PUMP US 153 D	J13	2.372,00 €
JP09303	SUBMERSIBLE DRAINAGE PUMP US 253 D	J13	2.993,00 €
JP09307	SUBMERSIBLE DRAINAGE PUMP US 103 HE	J31	1.945,00 €
JP09308	SUBMERSIBLE DRAINAGE PUMP US 103 HES	J31	2.015,00 €
JP09310	SUBMERSIBLE DRAINAGE PUMP US 151 E	J13	3.497,00 €
JP09311	SUBMERSIBLE DRAINAGE PUMP US 153 E	J13	2.046,00 €
JP09319	ABOVE FLOOR TANK HEBEFIX 100	J33	1.079,00 €
JP09335	UNDERFLOOR SUMP BAUFIX 50	J33	1.573,00 €
JP09348	ABOVE FLOOR TANK HEBEFIX 100 H	J33	1.731,00 €
JP09386	SUBMERSIBLE DRAINAGE PUMP U5 K, 10 M	J30	609,00 €
JP09387	SUBMERSIBLE DRAINAGE PUMP U5 KS, 4 M	J71	609,00 €
JP09388	SUBMERSIBLE DRAINAGE PUMP US 155 E	J13	2.119,00 €
JP09389	SUBMERSIBLE DRAINAGE PUMP US 155 ES	J13	2.563,00 €
JP09390	SUBMERSIBLE DRAINAGE PUMP US 155 D	J13	2.431,00 €
JP09391	SUBMERSIBLE DRAINAGE PUMP US 155 DS	J13	2.940,00 €
JP09392	MULTISTREAM-PUMP 230/4 C7	J01	17.354,00 €
JP09393	MULTISTREAM-PUMP 230/4 C7, EX	J01	18.655,00 €
JP09394	MULTISTREAM-PUMP 300/4 C7	J01	18.993,00 €
JP09395	MULTISTREAM-PUMP 300/4 C7, EX	J01	19.046,00 €
JP09404	SUBMERSIBLE DRAINAGE PUMP US 75 D	J31	1.767,00 €
JP09405	SUBMERSIBLE DRAINAGE PUMP US 75 DS	J31	1.849,00 €
JP09406	SUBMERSIBLE DRAINAGE PUMP US 75 E	J31	1.667,00 €
JP09407	SUBMERSIBLE DRAINAGE PUMP US 75 ES	J31	1.730,00 €
JP09408	SUBMERSIBLE DRAINAGE PUMP US 105 D	J31	1.939,00 €
JP09409	SUBMERSIBLE DRAINAGE PUMP US 105 DS	J31	2.032,00 €
JP09410	SUBMERSIBLE DRAINAGE PUMP US 105 E	J31	1.725,00 €
JP09411	SUBMERSIBLE DRAINAGE PUMP US 105 ES	J31	1.819,00 €
JP09417	SUBMERSIBLE DRAINAGE PUMP U5 KS, 10 M	J30	636,00 €
JP09435	SUBMERSIBLE DRAINAGE PUMP US 152 E	J13	2.046,00 €
JP09436	SUBMERSIBLE DRAINAGE PUMP US 152 ES	J13	2.509,00 €
JP09437	SUBMERSIBLE DRAINAGE PUMP US 152 D	J13	2.372,00 €
JP09438	SUBMERSIBLE DRAINAGE PUMP US 152 DS	J13	2.898,00 €
JP09455	MULTIFREE-PUMP 15/4 BW1	J01	5.048,00 €
JP09456	MULTIFREE-PUMP 25/4 BW1	J01	5.621,00 €
JP09457	MULTIFREE-PUMP 35/4 BW1	J01	6.210,00 €

Code No.	Type		Price
JP09458	MULTIFREE-PUMP 15/4 BW1, EX	J01	5.882,00 €
JP09459	MULTIFREE-PUMP 25/4 BW1, EX	J01	6.457,00 €
JP09460	MULTIFREE-PUMP 35/4 BW1, EX	J01	7.065,00 €
JP09475	PKS-B 800-32	J40	3.513,00 €
JP09479	FLUTBOX	J72	693,00 €
JP09498	MULTIFREE-PUMP 25/2 BW1	J01	5.541,00 €
JP09499	MULTIFREE-PUMP 25/2 BW1, EX	J01	6.332,00 €
JP09500	MULTIFREE-PUMP 35/2 BW1	J01	6.138,00 €
JP09501	MULTIFREE-PUMP 35/2 BW1, EX	J01	6.960,00 €
JP09609	MULTIFREE-PUMP 10/4 CW1, EX	J01	6.203,00 €
JP09610	MULTIFREE-PUMP 10/4 CW1	J01	4.656,00 €
JP09611	MULTIFREE-PUMP 15/4 CW1, EX	J01	6.450,00 €
JP09612	MULTIFREE-PUMP 15/4 CW1	J01	4.928,00 €
JP09655	MULTIFREE-PUMP 25/4 CW1	J01	5.790,00 €
JP09656	MULTIFREE-PUMP 25/4 CW1, EX	J01	6.683,00 €
JP09663	MULTISTREAM-PUMP 55/2 B2	J01	8.106,00 €
JP09664	MULTISTREAM-PUMP 55/2 B2, EX	J01	9.392,00 €
JP09665	MULTISTREAM-PUMP 75/2 B5, EX	J01	12.228,00 €
JP09666	MULTISTREAM-PUMP 55/4 B6, EX	J01	11.842,00 €
JP09667	MULTISTREAM-PUMP 75/4 B6, EX	J01	12.133,00 €
JP09668	MULTISTREAM-PUMP 55/4 C2, EX	J01	11.244,00 €
JP09669	MULTISTREAM-PUMP 75/4 C2, EX	J01	12.453,00 €
JP09678	MULTISTREAM-PUMP 100/4 C2	J01	14.400,00 €
JP09679	MULTISTREAM-PUMP 100/4 C2, EX	J01	16.862,00 €
JP09681	CONTROL BASICLOGO BD 25 X	J90	3.360,00 €
JP09683	CONTROL BASICLOGO AD 25 X	J90	1.319,00 €
JP09725	CEE-MOTOR PROTECTION, 2,9-4,0 A, M. NIV	J38	893,00 €
JP09726	CEE-MOTOR PROTECTION, 4,5-6,3 A, M. NIV	J38	893,00 €
JP09739	SWING-TYPE CHECK VALVE R 32	J35	70,00 €
JP09740	MULTISTREAM-PUMP 100/2 B5	J01	13.248,00 €
JP09741	MULTISTREAM-PUMP 100/2 B5, EX	J01	15.962,00 €
JP09754	CONTROL BASICLOGO AD 23 X	J90	1.319,00 €
JP09755	CONTROL BASICLOGO BD 23 X	J90	3.360,00 €
JP09812	SUBMERSIBLE DRAINAGE PUMP US 62 E	J31	1.305,00 €
JP09813	SUBMERSIBLE DRAINAGE PUMP US 62 D	J31	1.534,00 €
JP09814	SUBMERSIBLE DRAINAGE PUMP US 62 ES	J31	1.388,00 €
JP09815	SUBMERSIBLE DRAINAGE PUMP US 62 DS	J31	1.618,00 €
JP09821	FLANGED SPIGOT DN 80/100	J99	211,00 €
JP09858	MULTIFREE-PUMP 35/4 CW1	J01	6.275,00 €
JP09859	MULTIFREE-PUMP 35/4 CW1, EX	J01	7.439,00 €
JP09882	MULTISTREAM-PUMP 150/4 C6	J01	15.088,00 €
JP09883	MULTISTREAM-PUMP 150/4 C6, EX	J01	15.447,00 €
JP09885	MULTISTREAM-PUMP 230/4 C6	J01	16.337,00 €

SORTING BY CODE NO.

Code No.	Type	Price
JP09886	MULTISTREAM-PUMP 230/4 C6, EX	J01 18.891,00 €
JP09888	MULTISTREAM-PUMP 300/4 C6	J01 17.682,00 €
JP09889	MULTISTREAM-PUMP 300/4 C6, EX	J01 18.891,00 €
JP09901	MULTISTREAM-PUMP 55/4 C5	J01 8.839,00 €
JP09902	MULTISTREAM-PUMP 55/4 C5, EX	J01 10.738,00 €
JP09904	MULTISTREAM-PUMP 75/4 C5	J01 10.468,00 €
JP09905	MULTISTREAM-PUMP 75/4 C5, EX	J01 11.976,00 €
JP11453	PUMP BASE C 220	J99 422,00 €
JP12710	OUTDOOR CABINET SIZE 0	J99 1.384,00 €
JP12711	OUTDOOR CABINET SIZE 1	J99 1.663,00 €
JP12712	OUTDOOR CABINET SIZE 2	J99 2.504,00 €
JP12713	OUTDOOR CABINET SIZE 3	J99 3.922,00 €
JP14094	GUIDE RAIL SYSTEM GR 35	J42 380,00 €
JP14353	CONTROL BASICLOGO AD 46	J90 968,00 €
JP14354	CONTROL BASICLOGO AD 610	J90 968,00 €
JP14355	CONTROL BASICLOGO AD 46 X	J90 1.319,00 €
JP14356	CONTROL BASICLOGO AD 610 X	J90 1.319,00 €
JP14360	CONTROL BASICLOGO BD 46 X	J90 3.360,00 €
JP14361	CONTROL BASICLOGO BD 610 X	J90 3.360,00 €
JP16718	SUBM. SWITCH PACK A	J38 369,00 €
JP16719	SUBM. SWITCH PACK AMG	J38 434,00 €
JP16720	SUBM. SWITCH PACK BHM6	J99 603,00 €
JP16725	SUBM. SWITCH PACK B	J38 546,00 €
JP16726	SUBM. SWITCH PACK BM6	J38 643,00 €
JP16739	SUBM. SWITCH PACK CM6	J38 214,00 €
JP16870	PIPE CONNECTION 1 1/4"	J99 209,00 €
JP17591	HORN 230 V	J99 212,00 €
JP18936	UNDERGROUND VALVE DN 80 *	J99 763,00 €
JP18938	SET OF EARTH INSTALLATION EQUIPMENT 0.7 M	J99 312,00 €
JP18939	SET OF EARTH INSTALLATION EQUIPMENT 1.0-1.4M	J99 312,00 €
JP18940	SET OF EARTH INSTALLATION EQUIPMENT 1.25-1.8M	J99 403,00 €
JP19024	OUTDOOR CABINET TYPE B	J99 1.056,00 €
JP19026	OUTDOOR CABINET TYPE C	J99 1.253,00 €
JP20864	OUTDOOR CABINET SIZE 3 G	J99 8.928,00 €
JP20980	BASES M	J99 127,00 €
JP21037	GUIDE RAIL SYSTEM GR 101	J99 1.401,00 €
JP22302	BASE M 220	J99 503,00 €
JP22353	PERROT FLUSHING CONNECTION -65/80	J99 113,00 €
JP22408	PROFILE HALF CYLINDER	J99 49,00 €
JP22410	ASSEMBLY SET FOR LM-CIRCUIT	J99 86,00 €
JP22419	PERROT DRS + BREATHING VALVE	J99 247,00 €
JP22421	PERROT DRS-CONNECTION	J99 109,00 €
JP22422	PERROT BREATHING VALVE	J99 226,00 €

Code No.	Type	Price
JP22466	PERROT FLUSHING CONNECTION 1"	J99 67,00 €
JP23735	OUTDOOR CABINET TYPE A	J99 888,00 €
JP24024	COVER PLATE, TO BE TILED	J99 323,00 €
JP24138	SOFT STARTING MODUL F.AD12 EXME	J99 329,00 €
JP24508	MAIN SWITCH 11 KW ISO	J99 484,00 €
JP24769	SUBM. SWITCH PACK BHM6	J38 757,00 €
JP24854	PLASTIC BASE SIZE 0	J99 444,00 €
JP24855	PLASTIC BASE SIZE 1	J99 487,00 €
JP24856	PLASTIC BASE SIZE 2	J99 590,00 €
JP24857	PLASTIC BASE SIZE 3	J99 997,00 €
JP25592	GUIDE RAIL SYSTEM GR 40	J99 395,00 €
JP25593	GUIDE RAIL SYSTEM GR 50	J99 481,00 €
JP25708	COUPLING WRENCH	J99 51,00 €
JP25884	HIGHLOGO GSM AKKUMODUL, 12 V, FACTORY MOUNTED	J99 120,00 €
JP25901	CONTROL BASICLOGO AD 4 XE	J90 1.436,00 €
JP25902	CONTROL BASICLOGO AD 8 XE	J90 1.436,00 €
JP26187	STATIC PRESSURE SENSOR (10 M), MOUNTED	J99 489,00 €
JP26196	STATIC PRESSURE MODUL (10 M), MOUNTED	J99 387,00 €
JP27484	SPECIAL VENTILATION	J99 55,00 €
JP27736	CONNECTION KIT HEBEFIX 100	J99 58,00 €
JP27993	HOSE EXTENSION CONDENSATE	J99 17,80 €
JP28191	FASTENER FOR ALARM SWITCH	J99 47,00 €
JP28221	FLUSHING TUBE TYPE I	J99 178,00 €
JP28222	FLUSHING TUBE TYPE II	J99 216,00 €
JP28223	FLUSHING TUBE TYPE III	J99 250,00 €
JP28256	MOUNTING HOUSING LIGHT	J99 134,00 €
JP28297	INLET GATE VALVE DN 100	J35 743,00 €
JP28314	SUPPORT FOR GUIDE RAIL EXTENSION GR 32	J99 44,00 €
JP28591	INLET GATE VALVE DN 150	J35 1.462,00 €
JP29175	COVER WITHOUT VENTILATION CL. D Ø610	J99 611,00 €
JP29953	GUIDE RAIL SYSTEM GR35 -08	J99 443,00 €
JP40264	SCHUKO-MOTOR PROTECTION PLUG US 151 E	J38 379,00 €
JP40333	FLUSHING TUBE TYPE 1M	J99 229,00 €
JP40632	PUMP BASE US 75-155	J99 70,00 €
JP40856	SPECIAL FLOAT NARROW CHAMBERS	J99 79,00 €
JP41024	SECURING LEVER US 75-155	J99 180,00 €
JP41463	DRY RUN PROTECTION	J99 113,00 €
JP41583	STORZ C BREATHING VALVE	J99 226,00 €
JP41584	STORZ C DRS-CONNECTION 1/2"	J99 247,00 €
JP41585	STORZ C DRS-CONNECTION 3/4"	J99 258,00 €
JP42059	PERROT FLUSHING CONNECTION -32/40	J99 208,00 €
JP42060	STORZ C FLUSHING CONNECTION -32/40	J99 233,00 €
JP42175	FLOAT FIXATION	J99 9,30 €

SORTING BY CODE NO.

Code No.	Type		Price
JP42178	DRS-CONNECTION WITH COVER	J99	168,00 €
JP42179	BREATHING VALVE WITH COVER	J99	219,00 €
JP42180	DRS + BREATHING VALVE WITH COVER	J99	276,00 €
JP42181	2. INLET DN150 WITH SEALING ELEMENT	J99	125,00 €
JP42227	COUPLING UNIT D MULTICUT	J99	672,00 €
JP42275	GUIDE RAIL SYSTEM 200S	J99	3.462,00 €
JP42910	PIPE WORK CONNECTION SET DN 100	J99	135,00 €
JP43156	OPENING-SET DN 150	J35	46,00 €
JP43159	CONTROL BASICLOGO AD 25 EXM, TLS	J90	1.540,00 €
JP43160	CONTROL BASICLOGO AD 46 EXM, TLS	J40	1.540,00 €
JP43161	CONTROL BASICLOGO AD 610EXM, TLS	J40	1.540,00 €
JP43162	CONTROL BASICLOGO AD 8 EXME, TLS	J90	2.648,00 €
JP43163	CONTROL BASICLOGO AD12 EXME, TLS	J90	2.648,00 €
JP43165	CONTROL BASICLOGO BD 25 EXM, TLS	J90	2.708,00 €
JP43166	CONTROL BASICLOGO BD 46 EXM, TLS	J40	2.708,00 €
JP43167	CONTROL BASICLOGO BD610 EXM, TLS	J40	2.708,00 €
JP43388	DRAINAGESET	J30	1.289,00 €
JP43550	HOSE SET 15 M	J99	137,00 €
JP43751	BREEZE MH 1	J99	17.032,00 €
JP43752	BREEZE MH 2	J99	17.682,00 €
JP43753	BREEZE MH 3	J99	20.485,00 €
JP43754	BREEZE MH 4	J99	21.678,00 €
JP43755	BREEZE MH 5	J99	26.763,00 €
JP43756	BREEZE MH 6	J99	28.734,00 €
JP44000	GUIDE RAIL SYSTEM GR 32	J99	76,00 €
JP44207	SPECIAL FLOAT LOW SWITCH. POINTS U5/U6	J99	111,00 €
JP44209	HOSE CONNECTION 38/32/25	J99	9,60 €
JP44272	BREEZE 2-STRAND FITTING	J99	6.447,00 €
JP44273	BREEZE 3-STRAND FITTING	J99	7.699,00 €
JP44358	PKS-D 1000-40	J99	7.447,00 €
JP44359	PKS-D 1000-D40	J99	8.473,00 €
JP44361	PKS-D 1000-D40 (75)	J99	8.008,00 €
JP44367	PKS-D 1000-DLE	J99	5.258,00 €
JP44379	PKS-D 1000-D65	J99	15.368,00 €
JP44381	PKS-D 1000-D80	J99	15.669,00 €
JP44403	PSV-D 1000X500 SG (10)	J99	1.015,00 €
JP44404	PSV-D 1000X500 (10)	J99	880,00 €
JP44407	PSV-D 1000X500 SG T (10)	J99	2.187,00 €
JP44408	PSV-D 1000X500 T (10)	J99	1.715,00 €
JP44457	SUBM. BALL CONTACT SWITCH PACKAGE AMG, 20 M	J99	539,00 €
JP44459	SUBM. BALL CONTACT SWITCHPACKAGE BMG, 20 M	J99	801,00 €
JP44523	SECOND OR CHANGED INLET DN 150	J99	501,00 €
JP44524	SECOND OR CHANGED INLET DN 200	J99	563,00 €

Code No.	Type		Price
JP44525	SECOND OR CHANGED INLET DN 250	J99	686,00 €
JP44547	HYDORSTATIC LEVEL CONTROL SENSOR HD04	J99	5.668,00 €
JP44548	HYDORSTATIC LEVEL CONTROL SENSOR HD04 EX	J99	5.819,00 €
JP44603	DRY-RUNNING PROTECTION US EX	J99	198,00 €
JP44605	SEAL LUBRICANT, 1 KG, TUBE	J99	17,80 €
JP44609	CONNECTION KIT DN 32	J99	92,00 €
JP44610	ACCESS AID, GRAB HANDLE	J99	940,00 €
JP44611	ACCESS AID, SLEEVE	J99	829,00 €
JP44685	FLOOR DRAINAGE PUMP PLANCOFIX	J33	1.548,00 €
JP44703	PRESSURE HOSE 10M	J99	179,00 €
JP44750	CEE-MOTOR PROTECTION 2.9 - 4.0 A	J38	775,00 €
JP44751	CEE-MOTOR PROTECTION, 4,5 - 6.3 A	J38	775,00 €
JP44753	SCHUKO-MOTOR PROTECTION PLUG 8A	J38	297,00 €
JP44754	CEE-MOTOR PROTECTION 2.5 - 4.0 A	J38	432,00 €
JP44757	SHIFT OF CENTRE OF GRAVITY GR35	J99	64,00 €
JP44759	BASES MC 20	J99	70,00 €
JP44770	SOLID FIRE HOSE COUPLING C, 1 1/2"	J99	58,00 €
JP44771	ELBOW 2'	J99	22,70 €
JP44776	REDUCING SOCKET 2 X 1 1/2	J99	47,00 €
JP44780	SOLID FIRE HOSE COUPLING C, 1 1/4 "	J99	46,00 €
JP44782	BALL CHECK VALVE K 50	J99	332,00 €
JP44784	SWING-TYPE CHECK VALVE 1 1/2" H	J99	120,00 €
JP44785	STOP VALVE DN 32 PN 16	J99	51,00 €
JP44786	STOP VALVE DN 40 PN 16	J42	58,00 €
JP44787	STOP VALVE DN 50 PN 16	J99	113,00 €
JP44795	SPECIAL FLOAT LOW SWITCH. POINTS	J99	111,00 €
JP44796	SCREWED JOINT 40 - 1 1/4"	J42	45,00 €
JP44797	SCREWED JOINT 50 - 1 1/4"	J42	46,00 €
JP44798	SCREWED JOINT 63 - 1 1/4"	J42	60,00 €
JP44799	CABLE HOLDER SUBM. BALL CONTACT SWITCH	J99	7,40 €
JP44800	SUBM. BALL CONTACT SWITCH 3,0 M	J36	79,00 €
JP44801	SUBM. BALL CONTACT SWITCH 5,0 M	J36	135,00 €
JP44802	SUBM. BALL CONTACT SWITCH 1,0 M	J36	67,00 €
JP44803	COUNTER WEIGHT SUBM. BALL CONTACT SWITCH	J99	38,00 €
JP44804	SUBM. BALL CONTACT SWITCH 5,0 M	J36	115,00 €
JP44805	SUBM. BALL CONTACT SWITCH 9,5M 95 GR AD	J99	232,00 €
JP44807	DRY RUN PROTECTION (10M)	J99	172,00 €
JP44808	SUBMERSIBLE SENSOR HTS 04	J99	1.686,00 €
JP44809	SUBMERSIBLE SENSOR HTS 04 EX	J99	1.838,00 €
JP44843	SEALING CONE DN 100, VAPOUR-PROOF	J99	32,00 €
JP44848	SEAL ELEMENT DN 100, PRESSURE-TIGHT	J99	246,00 €
JP44850	RECHARGEABLE BATTERY 9 V	J99	49,00 €
JP44854	PERROT PRESSURE GAUGE	J99	284,00 €

SORTING BY CODE NO.

Code No.	Type		Price
JP44855	COUPLING UNIT MULTICUT	J42	617,00 €
JP44857	DISCHARGE PIPE ASSEMBLY 08	J99	540,00 €
JP44858	VENTILATION PIPE DN 100	J99	470,00 €
JP44891	ALARM UNIT AG3	J37	340,00 €
JP44892	ALARM UNIT AG10	J37	404,00 €
JP44893	ALARM UNIT AGR	J37	463,00 €
JP44894	ALARM UNIT AGE	J37	380,00 €
JP44895	ALARM UNIT WASHING MACHINE STOP AW3	J37	358,00 €
JP44897	ALARM UNIT WASHING MACHINE STOP AWR	J37	482,00 €
JP44898	ALARM UNIT WASHING MACHINE STOP AWE	J37	394,00 €
JP44899	ALARM UNIT WASHING MACHINE STOP AWO	J37	236,00 €
JP44900	SUBM. SWITCH PACK BHM6	J99	560,00 €
JP44969	LIFTING DEVICE FOR CL.A	J99	77,00 €
JP44972	COVER WITHOUT VENTILATION CL. B	J42	374,00 €
JP44973	COVER CL. B Ø610	J99	438,00 €
JP44975	CONCRETE RING	J99	50,00 €
JP45168	WEBBING WITH SHACKLE	J99	32,00 €
JP45173	MAINTENANCE VALVE DN 100	J99	842,00 €
JP45367	SEWAGE LIFTING STATION WCFIX PLUS	J33	1.202,00 €
JP45408	FLUSHING TUBE TYPE 0	J99	178,00 €
JP45559	WALL BUSHING DN80, PE	J99	367,00 €
JP45560	WALL BUSHING DN100, PE	J99	396,00 €
JP45561	WALL BUSHING R DN150, PE	J99	549,00 €
JP45650	FF EXTENSION DN 80, 1000 MM (2 FLANGES)	J99	707,00 €
JP45652	FF EXTENSION DN 100, 1000 MM (2 FLANGES)	J99	748,00 €
JP45654	FF EXTENSION DN 150, 1000 MM (2 FLANGES)	J99	1.230,00 €
JP45695	WALL BUSHING M. FL. DN80	J99	1.507,00 €
JP45696	WALL BUSHING M. FL. DN100	J99	1.959,00 €
JP45697	WALL BUSHING M. FL. DN150	J99	2.358,00 €
JP45735	CONTROL BASICLOGO BD 00 E	J90	1.661,00 €
JP45737	CONTROL BASICLOGO BD 25	J90	2.205,00 €
JP45739	CONTROL BASICLOGO BD 46	J90	2.205,00 €
JP45741	CONTROL BASICLOGO BD 610	J90	2.205,00 €
JP45743	CONTROL BASICLOGO BD 610 EC	J90	2.078,00 €
JP45901	CHAIN, CERTIFIED 2.5M 320KG	J42	222,00 €
JP45902	CHAIN, CERTIFIED 5.0M 320 KG	J42	364,00 €
JP45904	SHACKLE CERTIFIED 630 KG	J99	24,50 €
JP45925	PUMP HANGING	J99	116,00 €
JP45945	TANK, 1500 LITRE	J99	3.433,00 €
JP45948	SCREWED JOINT 50-1 1/2"	J99	46,00 €
JP45949	SCREWED JOINT 63-1 1/2"	J99	60,00 €
JP45950	SCREWED JOINT 63- 2"	J99	71,00 €
JP45953	ELBOW 1 1/2"	J99	19,30 €

Code No.	Type		Price
JP45957	STRAINER US 75-155	J99	44,00 €
JP45993	CONTROL BASICLOGO BD 00	J90	1.902,00 €
JP46111	BALL VALVE DN 32 PVC	J99	84,00 €
JP46429	SUMP EXTENSION PSV-A/B 375	J99	706,00 €
JP46430	SUMP EXTENSION PSV-A 855	J99	1.002,00 €
JP46431	SUMP EXTENSION PSV-A 1335	J99	1.297,00 €
JP46437	COVER, CL. A	J42	245,00 €
JP46438	OPERATING HANDLE FOR T-KEY	J99	156,00 €
JP46439	GUIDE RAIL EXTENSION PKS-B-32	J99	84,00 €
JP46456	DRP HOLDER	J99	30,00 €
JP46589	CONDENSATE PUMP K2 PLUS	J75	344,00 €
JP46706	GR 32 FOR BAUFIX 100	J99	100,00 €
JP46796	MULTIFREE-PUMP 45/2 AW1	J01	6.834,00 €
JP46856	MULTIFREE-PUMP 45/2 BW1	J01	6.912,00 €
JP46857	MULTIFREE-PUMP 45/2 BW1, EX	J01	7.734,00 €
JP46858	MULTIFREE-PUMP 45/4 BW2	J01	7.155,00 €
JP46859	MULTIFREE-PUMP 45/4 BW2, EX	J01	8.007,00 €
JP46865	COUPLING UNIT REPLACEMENT	J99	617,00 €
JP46870	MULTIFREE-PUMP 45/2 AW1, EX	J01	7.635,00 €
JP46871	MULTIFREE-PUMP 100/2 BW1	J01	12.289,00 €
JP46872	MULTIFREE-PUMP 100/2 BW1, EX	J01	13.047,00 €
JP46873	MULTIFREE-PUMP 75/2 BW1	J01	9.266,00 €
JP46874	MULTIFREE-PUMP 75/2 BW1, EX	J01	10.028,00 €
JP46875	MULTIFREE-PUMP 100/4 BW2	J01	12.828,00 €
JP46876	MULTIFREE-PUMP 100/4 BW2, EX	J01	13.621,00 €
JP46877	MULTIFREE-PUMP 75/4 BW2	J01	9.809,00 €
JP46878	MULTIFREE-PUMP 75/4 BW2, EX	J01	10.599,00 €
JP47014	FLOOR DRAINAGE PUMP PLANCOFIX PLUS	J33	1.548,00 €
JP47209	SMART HOME FTJP	J99	214,00 €
JP47214	UNDERFLOOR SUMP BAUFIX 100	J33	1.614,00 €
JP47216	GROUNDWATER SEAL Ø315	J99	150,00 €
JP47234	MULTIFREE PUMP 75/4 CW2	J01	10.113,00 €
JP47235	MULTIFREE-PUMP 75/4 CW2, EX	J01	11.943,00 €
JP47236	MULTIFREE PUMP 45/4 CW2	J01	7.303,00 €
JP47237	MULTIFREE PUMP 45/4 CW2, EX	J01	8.473,00 €
JP47263	CONTROL BASICLOGO AD 910	J90	968,00 €
JP47264	CONTROL BASICLOGO BD 910	J90	2.205,00 €
JP47265	CONTROL BASICLOGO AD 910 X	J90	1.319,00 €
JP47266	CONTROL BASICLOGO BD 910 X	J90	3.360,00 €
JP47278	MULTIFREE-PUMP 15/2 AW1	J01	5.120,00 €
JP47279	MULTIFREE-PUMP 15/2 AW1, EX	J01	5.861,00 €
JP47280	MULTIFREE-PUMP 10/2 AW1	J01	4.862,00 €
JP47281	MULTIFREE-PUMP 10/2 AW1, EX	J01	5.605,00 €

SORTING BY CODE NO.

Code No.	Type		Price
JP47337	MULTIDRAIN-PUMP UV 620-1	J31	1.910,00 €
JP47338	MULTIDRAIN-PUMP UV 620-1 S	J31	2.016,00 €
JP47339	MULTIDRAIN-PUMP UV 620-3	J31	2.043,00 €
JP47340	MULTIDRAIN-PUMP UV 620-3 S	J31	2.147,00 €
JP47341	MULTIDRAIN-PUMP UV 625-3	J31	2.216,00 €
JP47342	MULTIDRAIN-PUMP UV 625-3 S	J31	2.319,00 €
JP47343	MULTIDRAIN-PUMP UV 635-3	J31	2.390,00 €
JP47344	MULTIDRAIN-PUMP UV 635-3 S	J31	2.493,00 €
JP47345	PKS-B 800-D32	J40	4.583,00 €
JP47346	SKS-B 800-32	J99	3.120,00 €
JP47347	SKS-B 800-D32	J99	3.499,00 €
JP47348	SKS-B 800-50	J99	3.368,00 €
JP47349	SKS-B 800-D50	J99	4.091,00 €
JP47354	MULTIFREE-PUMP 100/4 CW3	J01	13.129,00 €
JP47355	MULTIFREE-PUMP 100/4 CW3, EX	J01	14.965,00 €
JP47365	CHAIN, CERTIFIED 7.5M 320 KG	J42	590,00 €
JP47372	MULTIFREE-PUMP 55/4 CW2	J01	9.692,00 €
JP47373	MULTIFREE-PUMP 55/4 CW2, EX	J01	11.157,00 €
JP47974	SWING-TYPE CHECK VALVE R 40	J42	257,00 €
JP47984	CONTROL HIGHLOGO 1-25 LC	J40	1.403,00 €
JP47985	CONTROL HIGHLOGO 1-46 LC	J40	1.403,00 €
JP47986	CONTROL HIGHLOGO 1-610 LC	J40	1.403,00 €
JP47987	CONTROL HIGHLOGO 1-00 E	J90	1.169,00 €
JP47988	CONTROL HIGHLOGO 1-00	J90	1.236,00 €
JP47989	CONTROL HIGHLOGO 1-25	J90	1.236,00 €
JP47990	CONTROL HIGHLOGO 1-46	J90	1.236,00 €
JP47991	CONTROL HIGHLOGO 1-610	J90	1.236,00 €
JP47992	CONTROL HIGHLOGO 1-910	J90	1.236,00 €
JP47993	CONTROL HIGHLOGO 2-25 LC	J40	2.495,00 €
JP47994	CONTROL HIGHLOGO 2-46 LC	J40	2.495,00 €
JP47995	CONTROL HIGHLOGO 2-610 LC	J40	2.495,00 €
JP47996	CONTROL HIGHLOGO 2-00 E	J90	2.184,00 €
JP47997	CONTROL HIGHLOGO 2-00	J90	2.327,00 €
JP47998	CONTROL HIGHLOGO 2-25	J90	2.327,00 €
JP47999	CONTROL HIGHLOGO 2-46	J90	2.327,00 €
JP48000	CONTROL HIGHLOGO 2-610	J90	2.327,00 €
JP48001	CONTROL HIGHLOGO 2-910	J90	2.327,00 €
JP48002	MAINSWITCH 15 KW HIGHLOGO	J99	404,00 €
JP48025	REPLACEMENT SET 32 (1989-2007)	J99	1.428,00 €
JP48061	GUIDE RAIL REPLACEMENT SET	J99	212,00 €
JP48064	GUIDE RAIL EXTENSION PKS-B-D32	J99	395,00 €
JP48065	GUIDE RAIL EXTENSION SKS-50	J99	466,00 €
JP48066	GUIDE RAIL EXTENSION SKS-D50	J99	597,00 €

Code No.	Type		Price
JP48067	GUIDE RAIL EXTENSION SKS-32	J99	388,00 €
JP48068	GUIDE RAIL EXTENSION SKS-D32	J99	465,00 €
JP48069	REDUCING SOCKET 1 1/2" AUF 2"	J99	51,00 €
JP48186	UNDERFLOOR SUMP BAUFIX 200-32	J33	2.385,00 €
JP48187	UNDERFLOOR SUMP BAUFIX 200-50	J33	2.432,00 €
JP48188	ABOVE FLOOR TANK HEBEFIX 200-32	J33	2.173,00 €
JP48189	ABOVE FLOOR TANK HEBEFIX 200-50	J33	2.221,00 €
JP48215	GROUNDWATER SEAL Ø500	J99	354,00 €
JP48228	SUBM. SWITCH PACK B232	J99	608,00 €
JP48229	SUBM. SWITCH PACK B250	J99	595,00 €
JP48250	PIPE CONNECTION 1 1/2"	J99	154,00 €
JP48251	PIPE CONNECTION 2"	J99	246,00 €
JP48267	MULTIFREE-PUMP 55/4 BW2	J01	9.326,00 €
JP48268	MULTIFREE-PUMP 55/4 BW2, EX	J01	10.120,00 €
JP48279	GR 32 FOR SUMP 200	J99	221,00 €
JP48280	GR 50 FOR SUMP 200	J99	542,00 €
JP48282	SUMP EXTENSION 165-265 MM	J99	244,00 €
JP48286	CONTROL HIGHLOGO 1-25 LCX	J90	1.095,00 €
JP48287	CONTROL HIGHLOGO 1-46 LCX	J90	1.095,00 €
JP48288	CONTROL HIGHLOGO 1-610 LCX	J90	1.095,00 €
JP48289	CONTROL HIGHLOGO 2-25 LCX	J90	2.188,00 €
JP48290	CONTROL HIGHLOGO 2-46 LCX	J90	2.188,00 €
JP48291	CONTROL HIGHLOGO 2-610 LCX	J90	2.188,00 €
JP48292	CONTROL HIGHLOGO 1-25 LCSX	J90	1.495,00 €
JP48293	CONTROL HIGHLOGO 1-46 LCSX	J90	1.495,00 €
JP48294	CONTROL HIGHLOGO 1-610 LCSX	J90	1.495,00 €
JP48295	CONTROL HIGHLOGO 2-25 LCSX	J90	2.588,00 €
JP48296	CONTROL HIGHLOGO 2-46 LCSX	J90	2.588,00 €
JP48297	CONTROL HIGHLOGO 2-610 LCSX	J90	2.588,00 €
JP48298	SUBM. SWITCH PACK BF232	J99	667,00 €
JP48299	SUBM. SWITCH PACK BF250	J99	653,00 €
JP48301	DRP-FLOAT SWITCH + PRESSURE SENSOR SET 10 M	J99	310,00 €
JP48302	DRP-FLOAT SWITCH + PRESSURE SENSOR SET 15 M	J99	353,00 €
JP48303	DRP-FLOAT SWITCH + PRESSURE SENSOR SET 20 M	J99	396,00 €
JP48333	CAST RESIN BUSHING 7-16 MM Ø	J99	91,00 €
JP48334	CAST RESIN BUSHING 8-24 MM Ø	J99	193,00 €
JP48403	STOP VALVE DN 40 PN 16, STAINLESS ST.	J99	192,00 €
JP48554	FINISHED FOUNDATION	J99	1.445,00 €
JP48666	WALL FASTENING	J99	374,00 €
JP48667	ELEVATION ADJUSTMENT	J99	374,00 €
JP48691	MULTIDRAIN-PUMP UV 305-1	J31	1.336,00 €
JP48692	MULTIDRAIN-PUMP UV 305-3	J31	1.470,00 €
JP48693	MULTIDRAIN-PUMP UV 305-1S	J31	1.439,00 €

SORTING BY CODE NO.

Code No.	Type		Price
JP48694	MULTIDRAIN-PUMP UV 305-3S	J31	1.572,00 €
JP48695	MULTIDRAIN-PUMP UV 310-1	J31	1.508,00 €
JP48696	MULTIDRAIN-PUMP UV 310-3	J31	1.640,00 €
JP48697	MULTIDRAIN-PUMP UV 310-1S	J31	1.612,00 €
JP48698	MULTIDRAIN-PUMP UV 310-3S	J31	1.744,00 €
JP48699	MULTIDRAIN-PUMP UV 315-1	J31	1.680,00 €
JP48700	MULTIDRAIN-PUMP UV 315-3	J31	1.812,00 €
JP48701	MULTIDRAIN-PUMP UV 315-1S	J31	1.783,00 €
JP48702	MULTIDRAIN-PUMP UV 315-3S	J31	1.913,00 €
JP48727	HEBEFIX MINI	J33	850,00 €
JP48754	BREEZE SH 1	J99	8.497,00 €
JP48755	BREEZE SH 2	J99	11.276,00 €
JP48756	BREEZE SH 3	J99	14.804,00 €
JP48757	PSB BREEZE PSB	J99	8.706,00 €
JP48845	SWING-TYPE CHECK 1 1/4", MOBILE USE	J99	46,00 €
JP48851	ALARM UNIT AG20	J37	456,00 €
JP48923	FITTING SET DN 40 SINGLE UNIT MULTICUT	J99	677,00 €
JP48924	FITTING SET DN 40 DUPLEX UNIT MULTICUT	J99	1.327,00 €
JP48925	FITTING SET DN 50 SINGLE UNIT US	J99	732,00 €
JP48926	FITTING SET DN 50 DUPLEX UNIT US	J99	1.124,00 €
JP48927	WALL BUSHING SET DN40	J99	161,00 €
JP48928	WALL BUSHING SET DN50	J99	305,00 €
JP48929	PIPE WORK PER PUMP DN40 1000MM	J99	213,00 €
JP48930	PIPE WORK PER PUMP DN40 1500MM	J99	287,00 €
JP48931	PIPE WORK PER PUMP DN40 2000MM	J99	359,00 €
JP48932	PIPE WORK PER PUMP DN40 2500MM	J99	433,00 €
JP48933	PIPE WORK PER PUMP DN50 1000MM	J99	67,00 €
JP48934	PIPE WORK PER PUMP DN50 1500MM	J99	85,00 €
JP48935	PIPE WORK PER PUMP DN50 2000MM	J99	95,00 €
JP48936	PIPE WORK PER PUMP DN50 2500MM	J99	116,00 €
JP48941	TRAVERSE D1000-2000	J99	381,00 €
JP48942	FITTING SET DN80 PE D1500	J99	4.797,00 €
JP48943	FITTING SET DN100 PE D1500	J99	6.225,00 €
JP48944	FITTING SET DN100 PE D2000	J99	6.711,00 €
JP48945	FITTING SET DN150 PE D2000	J99	14.985,00 €
JP48950	PIPE WORK PER PUMP DN80 PE 1000MM	J99	186,00 €
JP48952	PIPE WORK PER PUMP DN80 PE 2000MM	J99	216,00 €
JP48953	PIPE WORK PER PUMP DN100 PE 1000MM	J99	211,00 €
JP48955	PIPE WORK PER PUMP DN100 PE 2000MM	J99	254,00 €
JP48956	PIPE WORK PER PUMP DN150 PE 1000MM	J99	308,00 €
JP48958	PIPE WORK PER PUMP DN150 PE 2000MM	J99	393,00 €
JP48969	GUIDE RAIL 1 1/2" 2000MM	J99	309,00 €
JP48971	GUIDE RAIL 1 1/2" 3000MM	J99	334,00 €

Code No.	Type		Price
JP49096	VENTILATION FOR PRE-WALL INSTALLATION	J99	43,00 €
JP49138	CONNECTION FOR EMERGENCY DEWATERING	J99	111,00 €
JP49171	SECURING LEVER UV 600	J99	180,00 €
JP49205	BALL CHECK VALVE K 80	J99	638,00 €
JP49356	HIGHLOGO GSM MODEM, FACTORY MOUNTEDT	J99	752,00 €
JP49357	HIGHLOGO GSM AKKUMODUL, 12 V, DUPLEX UNIT	J99	181,00 €
JP50000	U3 KS, 4 M CABLE	J70	370,00 €
JP50001	U3 KS, 10 M CABLE	J30	398,00 €
JP50002	U3 K, 10 M CABLE	J30	370,00 €
JP50005	U3 KS SPEZIAL, 4 M CABLE	J30	594,00 €
JP50006	U3 KS SPEZIAL,10 M CABLE	J30	622,00 €
JP50007	U3 K SPEZIAL, 10 M CABLE	J30	594,00 €
JP50050	DRAINAGE LIFTING STATION HEBEFIX PRO	J33	1.202,00 €
JP50076	COMPLI 300 E	J76	3.032,00 €
JP50080	COMPLI 400 WITH RK	J05	3.967,00 €
JP50082	COMPLI 400 E WITH RK	J05	3.967,00 €
JP50088	COMPLI 108/2 ME	J82	6.894,00 €
JP50089	COMPLI 108/2 M	J82	6.307,00 €
JP50090	COMPLI 120/2 M	J82	6.724,00 €
JP50091	COMPLI 510/4 BW	J82	6.165,00 €
JP50092	COMPLI 515/4 BW	J82	6.378,00 €
JP50093	COMPLI 525/4 BW	J82	6.945,00 €
JP50094	COMPLI 525/2 BW	J82	7.309,00 €
JP50095	COMPLI 535/2 BW	J82	7.773,00 €
JP50096	COMPLI 508/2 ME	J82	7.742,00 €
JP50097	COMPLI 508/2 M	J82	7.151,00 €
JP50098	COMPLI 520/2 M	J82	7.575,00 €
JP50099	COMPLI 1010/4 BW E	J77	10.075,00 €
JP50100	COMPLI 1010/4 BW	J77	8.636,00 €
JP50101	COMPLI 1015/4 BW	J82	10.383,00 €
JP50102	COMPLI 1025/4 BW	J82	10.849,00 €
JP50103	COMPLI 1025/2 BW	J82	11.825,00 €
JP50104	COMPLI 1035/2 BW	J82	12.834,00 €
JP50105	COMPLI 1010/4 BW E HL	J77	10.365,00 €
JP50106	COMPLI 1010/4 BW HL	J77	8.928,00 €
JP50107	COMPLI 1015/4 BW HL	J82	10.673,00 €
JP50108	COMPLI 1025/4 BW HL	J82	11.139,00 €
JP50109	COMPLI 1025/2 BW HL	J82	12.117,00 €
JP50110	COMPLI 1035/2 BW HL	J82	13.124,00 €
JP50112	COMPLI 1008/2 ME	J82	13.912,00 €
JP50114	COMPLI 1008/2 M	J82	12.731,00 €
JP50115	COMPLI 1020/2 M	J82	13.576,00 €
JP50118	COMPLI 1210/4 BW HL	J82	13.638,00 €

SORTING BY CODE NO.

Code No.	Type		Price
JP50119	COMPLI 1215/4 BW HL	J82	14.093,00 €
JP50120	COMPLI 1225/4 BW HL	J82	14.887,00 €
JP50121	COMPLI 1225/2 BW HL	J82	17.349,00 €
JP50122	COMPLI 1235/2 BW HL	J82	18.367,00 €
JP50123	COMPLI 1525/4 C1 HL	J82	15.090,00 €
JP50124	COMPLI 1535/4 C1 HL	J82	16.184,00 €
JP50125	COMPLI 1555/4 C5 HL	J82	21.238,00 €
JP50126	COMPLI 1575/4 C5 HL	J82	21.934,00 €
JP50127	COMPLI 1575/4 B6 HL	J82	21.934,00 €
JP50128	COMPLI 1535/2 B2 HL	J82	15.242,00 €
JP50129	COMPLI 1555/2 B2 HL	J82	19.940,00 €
JP50130	COMPLI 1575/2 B5 HL	J82	20.902,00 €
JP50131	COMPLI 15100/2 B5 HL	J82	23.242,00 €
JP50132	COMPLI 15200/2 B6 HL	J82	23.550,00 €
JP50133	COMPLI 2525/4 C1 HL	J82	17.037,00 €
JP50134	COMPLI 2535/4 C1 HL	J82	18.655,00 €
JP50135	COMPLI 2555/4 C5 HL	J82	23.822,00 €
JP50136	COMPLI 2575/4 C5 HL	J82	24.575,00 €
JP50137	COMPLI 2575/4 B6 HL	J82	24.575,00 €
JP50138	COMPLI 2535/2 B2 HL	J82	17.571,00 €
JP50139	COMPLI 2555/2 B2 HL	J82	22.265,00 €
JP50140	COMPLI 2575/2 B5 HL	J82	23.229,00 €
JP50141	COMPLI 25100/2 B5 HL	J82	25.573,00 €
JP50142	COMPLI 25200/2 B6 HL	J82	25.876,00 €
JP50171	ALARM SWITCH COMPLI	J99	108,00 €
JP50172	SOCKET CLOSING SET DN 100	J35	46,00 €
JP50173	ADAPTER RING DN80-DN80SML	J99	51,00 €
JP50174	ADAPTER RING DN80-DN80SML	J99	64,00 €
JP50177	PLANCOFIX LINE	J33	1.750,00 €
JP50179	SECURING LEVER US C2	J99	194,00 €
JP50203	GROUNDWATER SEALING SET 50 DN 150	J99	150,00 €
JP50204	GROUNDWATER SEALING SET 50 DN 100	J99	150,00 €
JP50205	GROUNDWATER SEALING SET 32 DN 150	J99	150,00 €
JP50206	GROUNDWATER SEALING SET 32 DN 100	J99	150,00 €
JP50210	ABOVE FLOOR TANK HEBEFIX HEBEFIX	J74	473,00 €
JP50213	HOLDING BRACKET FOR AIR BELLS	J99	17,80 €
JP50217	SOLID FIRE HOSE COUPLING C, 2"	J99	86,00 €
JP50248	MULTIDRAIN UV3, 10 M	J80	519,00 €
JP50249	MULTIDRAIN UV3 S, 4 M	J80	519,00 €
JP50266	FITTING SET DN 65, PE	J99	4.507,00 €
JP50268	GUIDE RAIL 1", STAINLESS STEEL, 1150 MM	J99	94,00 €
JP50269	GUIDE RAIL 1", STAINLESS STEEL, 1650 MM	J99	104,00 €
JP50270	GUIDE RAIL 1", STAINLESS STEEL, 2150 MM	J99	114,00 €

Code No.	Type		Price
JP50271	GUIDE RAIL 1", STAINLESS STEEL, 2650 MM	J99	123,00 €
JP50272	GUIDE RAIL 1", STAINLESS STEEL, 3150 MM	J99	132,00 €
JP50273	GUIDE RAIL 1", STAINLESS STEEL, 3650 MM	J99	141,00 €
JP50276	GUIDE RAIL 1", STAINLESS STEEL, 1550 MM	J99	111,00 €
JP50277	GUIDE RAIL 1", STAINLESS STEEL, 2050 MM	J99	120,00 €
JP50278	GUIDE RAIL 1", STAINLESS STEEL, 2550 MM	J99	129,00 €
JP50279	GUIDE RAIL 1", STAINLESS STEEL, 3050 MM	J99	138,00 €
JP50280	GUIDE RAIL 1", STAINLESS STEEL, 3550 MM	J99	149,00 €
JP50293	SUBM. BALL CONTACT SWITCH PACKAGE CMG, 20 M	J99	267,00 €
JP50294	SUBM. BALL CONTACT SWITCH PACKAGE CMG, 30 M	J99	320,00 €
JP50298	PRESSURE HOSE 12.5 M, STORZ C, ID 38	J99	100,00 €
JP50303	SKS-D 1000-50	J99	7.447,00 €
JP50304	SKS-D 1000-D50	J99	8.473,00 €
JP50307	EASYFIX 32 DUO	J99	1.643,00 €
JP50308	EASYFIX 32 SINGLE	J99	302,00 €
JP50312	MULTIDRAIN UV3 S, 10 M	J80	548,00 €
JP50313	MULTIDRAIN UV3 SF 10 M	J80	592,00 €
JP50319	PLANCOFIX CONNECT	J34	1.370,00 €
JP50342	MULTICUT 08/2 ME	J41	3.137,00 €
JP50343	MULTICUT 08/2 MES	J41	3.137,00 €
JP50344	MULTICUT 08/2 M	J41	3.137,00 €
JP50345	MULTICUT 08/2 MS	J41	3.137,00 €
JP50346	MULTICUT 08/2 M, EX	J41	3.137,00 €
JP50350	MULTICUT 20/2 M PLUS	J40	3.137,00 €
JP50352	MULTICUT 20/2 M PLUS EX	J40	3.137,00 €
JP50355	MULTICUT 25/2 ME, EX	J41	5.263,00 €
JP50356	MULTICUT 25/2 ME	J41	4.998,00 €
JP50357	MULTICUT 35/2 M	J40	3.212,00 €
JP50359	MULTICUT 35/2 M, EX	J40	3.212,00 €
JP50363	MULTICUT 36/2 M	J40	3.212,00 €
JP50365	MULTICUT 36/2 M, EX	J40	3.212,00 €
JP50369	MULTICUT 45/2 M	J41	3.675,00 €
JP50371	MULTICUT 45/2 M, EX	J41	3.675,00 €
JP50375	MULTICUT 75/2M		10.809,00 €
JP50376	MULTICUT 75/2 M, EX	J41	11.692,00 €
JP50377	MULTICUT 76/2 M	J41	10.809,00 €
JP50378	MULTICUT 76/2 M, EX	J41	11.692,00 €
JP50384	MULTISTREAM-PUMP 10/2 A1	J01	4.167,00 €
JP50385	MULTISTREAM-PUMP 10/2 A1, EX	J01	5.336,00 €
JP50386	MULTISTREAM-PUMP 15/2 A1	J01	4.451,00 €
JP50387	MULTISTREAM-PUMP 15/2 A1, EX	J01	5.654,00 €
JP50388	MULTISTREAM-PUMP 25/2 A2	J01	5.252,00 €
JP50389	MULTISTREAM-PUMP 25/2 A2, EX	J01	5.971,00 €

SORTING BY CODE NO.

Code No.	Type		Price
JP50390	MULTISTREAM-PUMP 35/2 A2	J01	5.252,00 €
JP50391	MULTISTREAM-PUMP 35/2 A2, EX	J01	6.903,00 €
JP50392	MULTISTREAM-PUMP 25/2 B1	J01	5.375,00 €
JP50393	MULTISTREAM-PUMP 25/2 B1, EX	J01	5.980,00 €
JP50394	MULTISTREAM-PUMP 35/2 B2	J01	6.315,00 €
JP50395	MULTISTREAM-PUMP 35/2 B2, EX	J01	7.017,00 €
JP50396	MULTISTREAM-PUMP 10/4 B1	J01	5.085,00 €
JP50397	MULTISTREAM-PUMP 10/4 B1, EX	J01	5.654,00 €
JP50398	MULTISTREAM-PUMP 15/4 B3	J01	5.085,00 €
JP50399	MULTISTREAM-PUMP 15/4 B3, EX	J01	5.654,00 €
JP50400	MULTISTREAM-PUMP 25/4 B4	J01	5.164,00 €
JP50401	MULTISTREAM-PUMP 25/4 B4, EX	J01	7.017,00 €
JP50402	MULTISTREAM-PUMP 35/4 B4	J01	6.264,00 €
JP50403	MULTISTREAM-PUMP 35/4 B4, EX	J01	8.348,00 €
JP50404	MULTISTREAM-PUMP 25/4 C1	J01	6.042,00 €
JP50405	MULTISTREAM-PUMP 25/4 C1, EX	J01	7.194,00 €
JP50406	MULTISTREAM-PUMP 35/4 C1	J01	7.099,00 €
JP50407	MULTISTREAM-PUMP 35/4 C1, EX	J01	7.681,00 €
JP50444	HIGHLOGO GSM MODEM	J99	752,00 €
JP50586	FLUTBOX PRO 300	J99	1.931,00 €
JP50635	ACCU 12 V WITH HOUSING	J99	275,00 €
JP50680	INSTALLATION SETS DN 40	J99	1.514,00 €
JP50691	INSTALLATION SET EXTENSION DN 40 DUO	J99	1.514,00 €
JP50774	RUBBER FLAP DN32 FOR TRANSPORTABLE USE	J99	15,60 €
JP50777	CAST RESIN BUSHING 15-30 MM Ø	J99	148,00 €
JP50807	FLASH LIGHT 230 V	J99	237,00 €
JP50816	CEE-PLUG 16 A	J99	37,00 €
JP50817	CEE-PLUG 32 A	J99	52,00 €
JP50820	CONTROL HIGHLOGO 1-25 LCS	J40	1.802,00 €
JP50821	CONTROL HIGHLOGO 1-46 LCS	J40	1.802,00 €
JP50822	CONTROL HIGHLOGO 1-610 LCS	J40	1.802,00 €
JP50823	CONTROL HIGHLOGO 2-25 LCS	J40	2.895,00 €
JP50824	CONTROL HIGHLOGO 2-46 LCS	J40	2.895,00 €
JP50825	CONTROL HIGHLOGO 2-610 LCS	J40	2.895,00 €
JP50830	SYNTHETIC-HOSE 15M, D25MM	J99	71,00 €
JP50838	COMPLI 1010/4 BW S1 HL	J82	9.312,00 €
JP50839	COMPLI 1015/4 BW S1 HL	J82	10.976,00 €
JP50840	COMPLI 1025/4 BW S1 HL	J82	11.392,00 €
JP50849	QUICK COUPLING 1 1/4" (DN 25)	J99	26,70 €
JP50850	CONTROL HIGHLOGO 1-25 LCX-SET	J95	2.479,00 €
JP50851	CONTROL HIGHLOGO 1-46 LCX-SET	J95	2.479,00 €
JP50852	CONTROL HIGHLOGO 1-610 LCX-SET	J95	2.479,00 €
JP50853	CONTROL HIGHLOGO 2-25 LCX-SET	J95	3.639,00 €
JP50854	CONTROL HIGHLOGO 2-46 LCX-SET	J95	3.639,00 €

Code No.	Type		Price
JP50855	CONTROL HIGHLOGO 2-610 LCX-SET	J95	3.639,00 €
JP50856	CONTROL HIGHLOGO 1-25 LCSX-SET	J95	2.878,00 €
JP50857	CONTROL HIGHLOGO 1-46 LCSX-SET	J95	2.878,00 €
JP50858	CONTROL HIGHLOGO 1-610 LCSX-SET	J95	2.878,00 €
JP50859	CONTROL HIGHLOGO 2-25 LCSX-SET	J95	4.039,00 €
JP50860	CONTROL HIGHLOGO 2-46 LCSX-SET	J95	4.039,00 €
JP50861	CONTROL HIGHLOGO 2-610 LCSX-SET	J95	4.039,00 €
JP50901	ELAST. CONNECTION 1 1/4" + CLAMPS	J99	21,30 €
JP50902	ELAST. CONNECTION 1 1/2" + CLAMPS	J99	19,20 €
JP50903	ELAST. CONNECTION 2" + CLAMPS	J99	34,00 €
JP50904	ELAST. CONNECTION 3" + CLAMPS	J99	51,00 €
JP50905	ELAST. CONNECTION 4" D110 + CLAMPS	J99	50,00 €
JP50906	ELAST. CONNECTION 4" D114 + CLAMPS	J99	62,00 €
JP50922	OPERATING HOURS COUNTER AD/BD	J99	46,00 €
JP55202	PARAMETERISATION GSM-MODUL		216,00 €
JP51000	EASYFIX 50 DUO	J99	1.940,00 €
JP51001	EASYFIX 50 SINGLE	J99	695,00 €
006601G-06	SUBMERSIBLE DRAINAGE PUMP SIMER 6	J84	287,00 €
006601G-06-S	SUBMERSIBLE DRAINAGE PUMP SIMER 6S	J84	370,00 €

